


CORREAS

XSPECIAL BELT

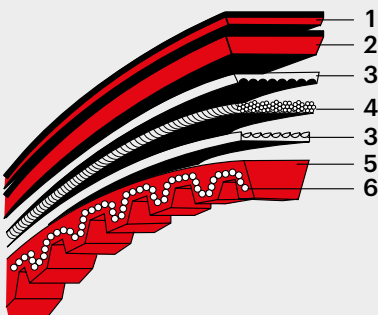


Uso Turístico - deportivo

Características técnicas:

1. TEJIDO EN POLIAMIDA
2. TEJIDO CAUCHUTADO EN CLOROPRENO
3. COJINETE EN CLOROPRENO
4. **INSERTO DE POLIESTER**
5. MEZCLA DE CUERPO EN CLOROPRENO CARGADO CON FIBRAS

XKBELT



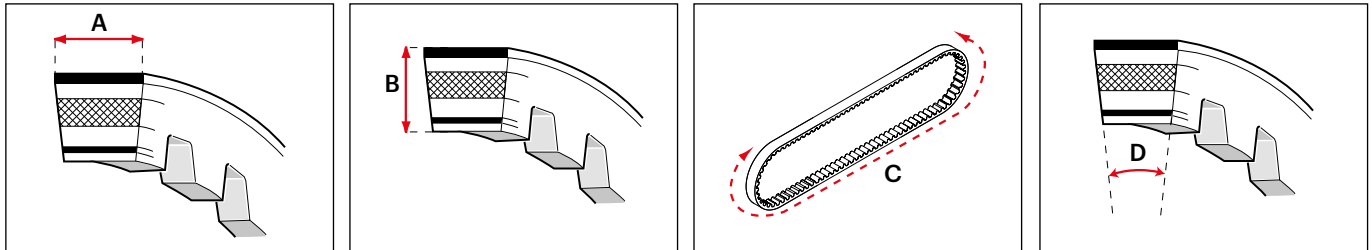
Uso deportivo - Racing

Características técnicas:

1. TEJIDO EN POLIAMIDA
2. TEJIDO CAUCHUTADO EN CLOROPRENO
3. COJINETE EN CLOROPRENO
4. **INJERTO DE KEVLAR**
5. MEZCLA DE CUERPO EN CLOROPRENO CARGADO CON FIBRAS
6. TEJIDO EN POLIAMIDA

CORREAS

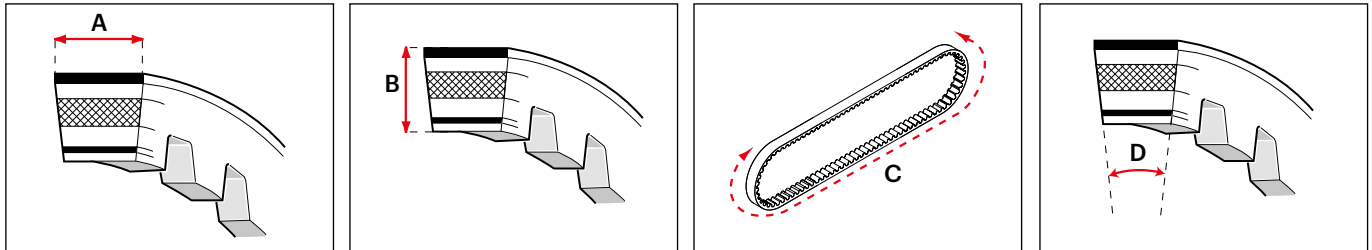
CORREAS - Características técnicas en orden de anchura



Anchura mm (A)	Espesor mm (B)	Medida externa mm (C)	Ángulo (D)	Modelo	Código	Aplicaciones
10	8	927	36°	X SPECIAL belt	61 7224	ITALJET PACK 50 2T PIAGGIO CIAO 50 2T PIAGGIO CIAO PX 50 2T
10	8	950	36°	X SPECIAL belt	61 7226	ITALJET PACK 50 2T PIAGGIO CIAO 50 2T PIAGGIO CIAO PX 50 2T
13	6,5	1056	30°	X K belt	6117005	PIAGGIO BRAVO 50 2T PIAGGIO SUPERBRAVO 50 2T
13	6,5	1089	34°	X SPECIAL belt	61 7222	PIAGGIO GRILLO 50 2T
13	6,5	1134	30°	X K belt	6117006	PIAGGIO BOSS 50 2T PIAGGIO BOXER 50 2T PIAGGIO SI 50 2T
13	6,5	1143	34°	X SPECIAL belt	61 7314	PIAGGIO BOSS 50 2T PIAGGIO BOXER 50 2T PIAGGIO SI 50 2T
13	6,5	974	30°	X K belt	6116830	PIAGGIO CIAO 50 2T PIAGGIO CIAO PX 50 2T
13	6,5	978	34°	X SPECIAL belt	61 7227	PIAGGIO CIAO 50 2T PIAGGIO CIAO PX 50 2T
13	8	870	38°	X SPECIAL belt	61 7219	PEUGEOT 103 -104 -105 50 2T PEUGEOT 103 SP 50 2T LC PEUGEOT ADVENGER 50 PEUGEOT HOLLYWOOD 50 PEUGEOT VOGUE 50 2T PEUGEOT XP 50 2T PEUGEOT XP 50 2T LC
13,4	6,5	1060	34°	X SPECIAL belt	61 7223	PIAGGIO BRAVO 50 2T PIAGGIO SUPERBRAVO 50 2T
14,5	8	819	30°	X SPECIAL belt	6112745	MBK 51 V 50 (AV 10) MBK MAGNUM 50 (AV 10) MBK PASSION 50 (AV 10) MBK RACING 50 (AV 10) MBK ROCK 50
15	8	650	32°	X K belt	61 7215	BSV DIO SP 50 (AF18E) BSV DIO SR 50 (AF18E) HONDA DIO SP 50 2T (AF18E) HONDA DIO SR 50 2T (AF18E) HSC SC 01 50 (AF18E)
15	8	747	30°	X SPECIAL belt	61 7220	PEUGEOT 103 RCX 50 PEUGEOT 103 SPX 50
15	8	793	30°	X SPECIAL belt	61 7216	GARELLI PONY 50 2T ITALJET BAZOOKA 50 2T ITALJET PISTA 50 2T ITALJET REPORTER 50 MBK ACTIVE 50

CORREAS

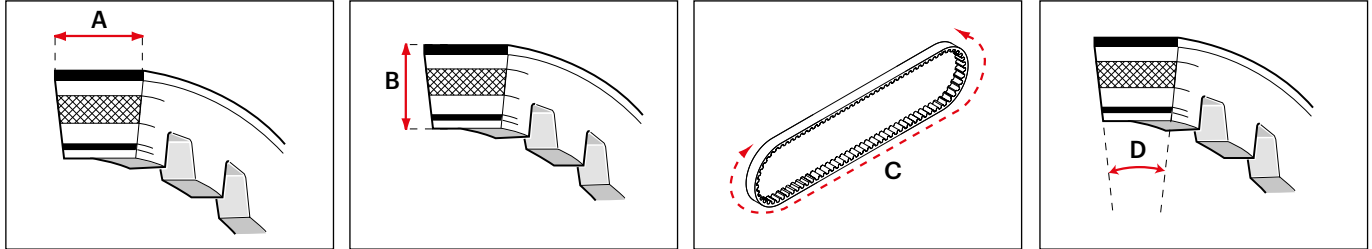
CORREAS - Características técnicas en orden de anchura



Anchura mm (A)	Espesor mm (B)	Medida externa mm (C)	Ángulo (D)	Modelo	Código	Aplicaciones
						MBK SORRISO 50 2T <-1995 YAMAHA BELUGA 50 YAMAHA CT 50 2T
15	8	852	32°	X SPECIAL belt	617233	HONDA SH 50 2T <-1995
15,3	8	642	32°	X SPECIAL belt	617213	HONDA AERO NB 50 2T 1987 HONDA VISION 50 2T HONDA VISION MET IN 50 2T PEUGEOT RAPIDO 50 2T PEUGEOT ST 50 2T
15,5	8,5	1049	30°	X SPECIAL belt	6119260	PIAGGIO BRAVO 50 2T
15,5	8,5	1163	30°	X SPECIAL belt	6118940	HONDA WALLAROO 50 PEUGEOT FOX 50 PIAGGIO BOSS 50 2T PIAGGIO SI 50 2T
15,5	8,5	969	30°	X SPECIAL belt	6119261	PIAGGIO CIAO PX 50 2T
16	8	751	28°	X SPECIAL belt	6118140	APRILIA AMICO 50 2T APRILIA AREA 51 50 2T LC APRILIA GULLIVER 50 2T APRILIA GULLIVER 50 2T LC APRILIA RALLY 50 2T (MINARELLI) APRILIA RALLY 50 2T LC (MINARELLI) APRILIA SCARABEO 50 2T (MINARELLI) APRILIA SR 50 2T <-1993 APRILIA SR 50 2T 1994-> APRILIA SR NETSCAPER 50 2T LC (MINARELLI) APRILIA SR RACING 50 2T LC (MINARELLI) APRILIA SR REPLICA 50 2T LC <-1999 APRILIA SR STEALTH 50 2T LC (MINARELLI) APRILIA SR WWW 50 2T ATALA CAROSELLO 50 2T BENELLI 491 GT 50 2T (MINARELLI) BENELLI 491 SPORT 50 2T LC (MINARELLI) BENELLI K2 50 2T BENELLI K2 50 2T LC BENELLI NAKED 50 2T BENELLI PEPE 50 2T BETA ARK 50 2T BETA ARK 50 2T LC BETA CHRONO 50 2T BETA EIKON 50 2T LC BETA QUADRA 50 2T BETA TEMPO 50 2T ITALJET DRAGSTER 50 2T LC ITALJET PISTA 2 50 2T ITALJET SCOOP 50 2T ITALJET YANKEE 50 2T

CORREAS

CORREAS - Características técnicas en orden de anchura



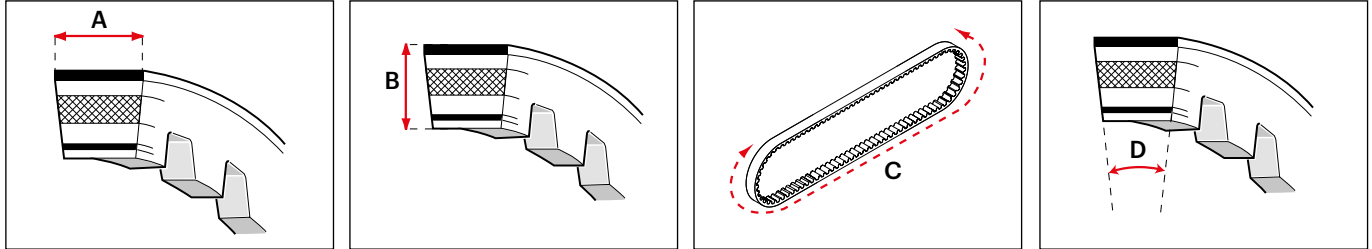
Anchura mm (A)	Espesor mm (B)	Medida externa mm (C)	Ángulo (D)	Modelo	Código	Aplicaciones
----------------	----------------	-----------------------	------------	--------	--------	--------------

- MALAGUTI** CENTRO 50 2T
- MALAGUTI** CIAK 50 2T
- MALAGUTI** F12 DIGIT KAT-PHANTOM 50 2T LC
- MALAGUTI** F12 DIGIT KAT-PHANTOM 50 2T LC euro 2
- MALAGUTI** F12 R LC 50 2T LC euro 2
- MALAGUTI** F12-PHANTOM 50 2T
- MALAGUTI** F12-PHANTOM 50 2T LC
- MALAGUTI** F15 FIREFOX 50 2T LC
- MBK** BOOSTER 50 2T euro 0-1
- MBK** BOOSTER 50 2T euro 2 (A137E)
- MBK** BOOSTER NAKED 50 2T euro 2 (A137E)
- MBK** BOOSTER NG 50 2T euro 0-1
- MBK** BOOSTER NG 50 2T euro 2 (A137E)
- MBK** BOOSTER ROCKET 50 2T euro 0-1
- MBK** BOOSTER ROCKET 50 2T euro 2 (A137E)
- MBK** BOOSTER SPIRIT 50 2T euro 0-1
- MBK** FLIPPER 50 2T
- MBK** MACH G 50 2T
- MBK** MACH G 50 2T LC
- MBK** NITRO 50 2T LC
- MBK** OVETTO 50 2T
- MBK** STUNT 50 2T euro 0-1
- MBK** STUNT 50 2T euro 2
- YAMAHA** AEROX 50 2T LC euro 0-1
- YAMAHA** AEROX 50 2T LC euro 2
- YAMAHA** BW'S 50 2T euro 0-1
- YAMAHA** BW'S 50 2T euro 2 (A137E)
- YAMAHA** BW'S NG 50 2T euro 0-1
- YAMAHA** BW'S NG 50 2T euro 2 (A137E)
- YAMAHA** BW'S Original/Naked 50 2T euro 2 2010-> (A137E)
- YAMAHA** JOG R 50 2T
- YAMAHA** JOGRR 50 2T LC euro 2
- YAMAHA** NEO'S 50 2T
- YAMAHA** SLIDER 50 2T
- YAMAHA** SPY 50 2T
- YAMAHA** WHY 50 2T
- YAMAHA** ZUMA 50 2T

16	8	832	26°	X SPECIAL belt	6111164	<ul style="list-style-type: none"> CAGIVA PROGRESS 50 2T DERBI ATLANTIS 50 2T <-2002 DERBI ATLANTIS 50 2T LC DERBI HUNTER 50 2T DERBI PADDOCK 50 2T DERBI PADDOCK 50 2T LC DERBI PREDATOR 50 2T DERBI PREDATOR 50 2T LC
----	---	-----	-----	----------------	----------------	--

CORREAS

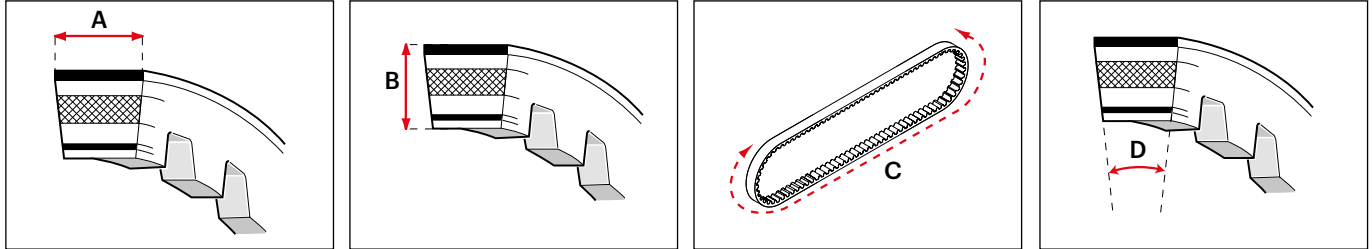
CORREAS - Características técnicas en orden de anchura



Anchura mm (A)	Espesor mm (B)	Medida externa mm (C)	Ángulo (D)	Modelo	Código	Aplicaciones
16,5	8	670	30°	X K belt	61 7231	ITALJET TORPEDO 50 2T ITALJET VELOCIFERO 50 2T RIZZATO VAMOS 50 SUZUKI ADDRESS AH 50 2T SUZUKI AP 50 2T SUZUKI SEPIA 50 2T SUZUKI SEPIA ZZ 50 2T
16,5	8	703	30°	X K belt	61 7664	CAGIVA CITY 50 2T
16,5	8	796	30°	X SPECIAL belt	6112741	AEON MOTOR COBRA 50 2T (AT70) APRILIA SONIC 50 2T APRILIA SONIC 50 2T LC DINLI HELIX DL603 50 2T (06A53) DINLI HELIX DL603 90 2T (06B93) DINLI T.REX 50 2T DRR DRX 90 2T LC <-2015 DRR DRX 90 2T LC 2016-> E-TON VIPER RXL 50 2T E-TON VIPER RXL 90 2T LAVERDA QUASAR 50 2T (AR 03) MALAGUTI F10 50 2T MALAGUTI YESTERDAY 50 2T MBK BOOSTER X 50 ie 4T LC euro 2 MBK EVOLIS 50 2T MBK FIZZ 50 2T MBK FORTE 50 2T MBK NITRO 50 ie 4T LC euro 2 MBK OVETTO UBS 50 ie 4T LC euro 2 MBK SORRISO 50 2T 1996-> MBK TARGET 50 2T YAMAHA AEROX 4 50 ie 4T LC euro 2 (A326E) YAMAHA AEROX 4 50 ie 4T LC euro 4 2018-> (A333E) YAMAHA AXIS 50 2T YAMAHA BREEZE 50 2T YAMAHA C3 [XF] 50 ie 4T LC euro 2 (A311E) YAMAHA CRZ 50 2T YAMAHA GIGGLE [XF] 50 ie 4T LC euro 2 (A311E) YAMAHA JOG 50 2T YAMAHA JOG ER 50 2T YAMAHA JOG Z 50 2T YAMAHA NEO'S 4 50 ie 4T LC euro 2 (A316E) YAMAHA NEO'S 4 50 ie 4T LC euro 4 2019-> YAMAHA VINO 50 2T YAMAHA VOX [XF] 50 ie 4T LC euro 2 (A311E) YAMAHA ZEST 50 2T YAMAHA ZUMA FX 50 ie 4T LC

CORREAS

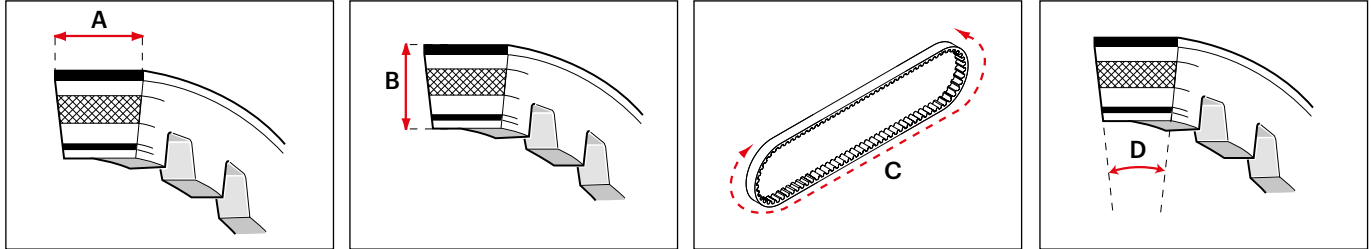
CORREAS - Características técnicas en orden de anchura



Anchura mm (A)	Espesor mm (B)	Medida externa mm (C)	Ángulo (D)	Modelo	Código	Aplicaciones
16,6	8	745	28°	X K belt	6117010	APRILIA AMICO 50 2T APRILIA AREA 51 50 2T LC APRILIA GULLIVER 50 2T APRILIA GULLIVER 50 2T LC APRILIA RALLY 50 2T (MINARELLI) APRILIA RALLY 50 2T LC (MINARELLI) APRILIA SCARABEO 50 2T (MINARELLI) APRILIA SR 50 2T <-1993 APRILIA SR 50 2T 1994-> APRILIA SR NETSCAPER 50 2T LC (MINARELLI) APRILIA SR RACING 50 2T LC (MINARELLI) APRILIA SR REPLICA 50 2T LC <-1999 APRILIA SR STEALTH 50 2T LC (MINARELLI) APRILIA SR WWW 50 2T ATALA CAROSELLO 50 2T BENELLI 491 GT 50 2T (MINARELLI) BENELLI 491 SPORT 50 2T LC (MINARELLI) BENELLI K2 50 2T BENELLI K2 50 2T LC BENELLI NAKED 50 2T BENELLI PEPE 50 2T BETA ARK 50 2T BETA ARK 50 2T LC BETA CHRONO 50 2T BETA EIKON 50 2T LC BETA QUADRA 50 2T BETA TEMPO 50 2T ITALJET DRAGSTER 50 2T LC ITALJET PISTA 2 50 2T ITALJET SCOOP 50 2T ITALJET YANKEE 50 2T MALAGUTI CENTRO 50 2T MALAGUTI CIAK 50 2T MALAGUTI F12 DIGIT KAT-PHANTOM 50 2T LC MALAGUTI F12 DIGIT KAT-PHANTOM 50 2T LC euro 2 MALAGUTI F12 R LC 50 2T LC euro 2 MALAGUTI F12-PHANTOM 50 2T MALAGUTI F12-PHANTOM 50 2T LC MALAGUTI F15 FIREFOX 50 2T LC MBK BOOSTER 50 2T euro 0-1 MBK BOOSTER 50 2T euro 2 (A137E) MBK BOOSTER NAKED 50 2T euro 2 (A137E) MBK BOOSTER NG 50 2T euro 0-1 MBK BOOSTER NG 50 2T euro 2 (A137E) MBK BOOSTER ROCKET 50 2T euro 0-1 MBK BOOSTER ROCKET 50 2T euro 2 (A137E)

CORREAS

CORREAS - Características técnicas en orden de anchura



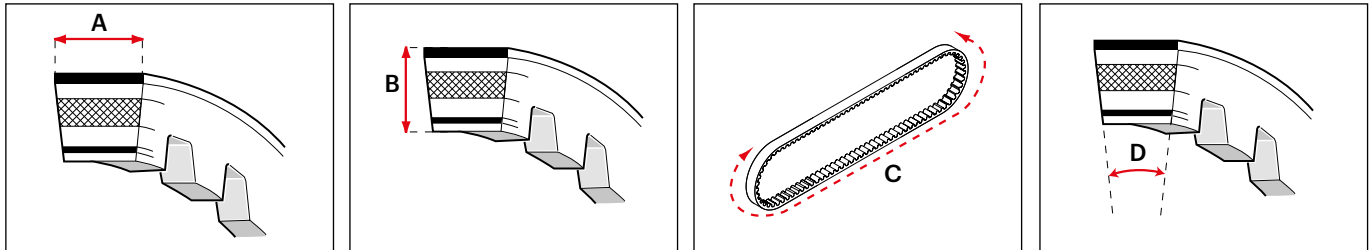
Anchura mm (A)	Espesor mm (B)	Medida externa mm (C)	Ángulo (D)	Modelo	Código	Aplicaciones
----------------	----------------	-----------------------	------------	--------	--------	--------------

						MBK BOOSTER SPIRIT 50 2T euro 0-1 MBK FLIPPER 50 2T MBK MACH G 50 2T MBK MACH G 50 2T LC MBK NITRO 50 2T LC MBK OVETTO 50 2T MBK STUNT 50 2T euro 0-1 MBK STUNT 50 2T euro 2 YAMAHA AEROX 50 2T LC euro 0-1 YAMAHA AEROX 50 2T LC euro 2 YAMAHA BW'S 50 2T euro 0-1 YAMAHA BW'S 50 2T euro 2 (A137E) YAMAHA BW'S NG 50 2T euro 0-1 YAMAHA BW'S NG 50 2T euro 2 (A137E) YAMAHA BW'S Original/Naked 50 2T euro 2 2010-> (A137E) YAMAHA JOG R 50 2T YAMAHA JOGRR 50 2T LC euro 2 YAMAHA NEO'S 50 2T YAMAHA SLIDER 50 2T YAMAHA SPY 50 2T YAMAHA WHY 50 2T YAMAHA ZUMA 50 2T
--	--	--	--	--	--	---

16,9	8	800	28°	X K belt	6117087	AEON MOTOR COBRA 50 2T (AT70) APRILIA SONIC 50 2T APRILIA SONIC 50 2T LC DINLI HELIX DL603 50 2T (06A53) DINLI HELIX DL603 90 2T (06B93) DINLI T.REX 50 2T DRR DRX 90 2T LC <-2015 DRR DRX 90 2T LC 2016-> E-TON VIPER RXL 50 2T E-TON VIPER RXL 90 2T LAVERDA QUASAR 50 2T (AR 03) MALAGUTI F10 50 2T MALAGUTI YESTERDAY 50 2T MBK BOOSTER X 50 ie 4T LC euro 2 MBK EVOLIS 50 2T MBK FIZZ 50 2T MBK FORTE 50 2T MBK NITRO 50 ie 4T LC euro 2 MBK OVETTO UBS 50 ie 4T LC euro 2 MBK SORRISO 50 2T 1996-> MBK TARGET 50 2T YAMAHA AEROX 4 50 ie 4T LC euro 2 (A326E) YAMAHA AEROX 4 50 ie 4T LC euro 4 2018-> (A333E) YAMAHA AXIS 50 2T
------	---	-----	-----	----------	----------------	---

CORREAS

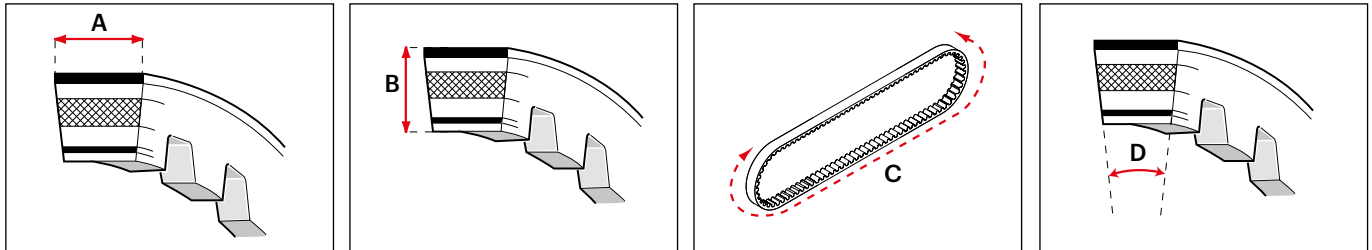
CORREAS - Características técnicas en orden de anchura



Anchura mm (A)	Espesor mm (B)	Medida externa mm (C)	Ángulo (D)	Modelo	Código	Aplicaciones
17	8	735	30°	X K belt	61 7229	YAMAHA BREEZE 50 2T YAMAHA C3 [XF] 50 ie 4T LC euro 2 (A311E) YAMAHA CRZ 50 2T YAMAHA GIGGLE [XF] 50 ie 4T LC euro 2 (A311E) YAMAHA JOG 50 2T YAMAHA JOG ER 50 2T YAMAHA NEO'S 4 50 ie 4T LC euro 2 (A316E) YAMAHA NEO'S 4 50 ie 4T LC euro 4 2019-> YAMAHA VINO 50 2T YAMAHA VOX [XF] 50 ie 4T LC euro 2 (A311E) YAMAHA ZEST 50 2T YAMAHA ZUMA FX 50 ie 4T LC
17	8	781	30°	X K belt	61 9591	PIAGGIO SFERA 50 2T PIAGGIO SFERA 75 2T PIAGGIO ZIP 50 2T <-1999
17,5	8	724	30°	X K belt	61 7665	GILERA EASY MOVING 50 2T PIAGGIO QUARTZ 50 2T LC PIAGGIO SFERA RESTYLING 50 2T PIAGGIO ZIP Fast Rider 50 2T PIAGGIO ZIP SP 50 2T LC <-2000 VESPA ET2 50 2T <-1999
17,5	8	728	30°	X SPECIAL belt	61 9829	GILERA EASY MOVING 50 2T PIAGGIO QUARTZ 50 2T LC PIAGGIO SFERA RESTYLING 50 2T PIAGGIO ZIP Fast Rider 50 2T PIAGGIO ZIP SP 50 2T LC <-2000 VESPA ET2 50 2T <-1999
17,5	8	805	30°	X SPECIAL belt	61 9832	BENELLI PEPE LX 50 2T euro 2 (QJ1E40QMB-4) BENELLI QuattronoveX 50 2T euro 2 CPI ARAGON GP 50 2T CPI HUSSAR 50 2T 2003-> CPI OLIVER 50 2T 2003-> CPI POPCORN 50 2T 2003-> EXPLORER CRACKER 50 2T 2003-> (GE 1E 400 MB) GARELLI GSP 50 2T LC euro 2 (1PE40MB) GARELLI TIESSE 50R 50 2T euro 2 (1E40QMB) GARELLI VIP 50 4T (139 QMA) GILERA STORM 50 2T GILERA TYPHOON 50 2T HUPPER MONTECARLO 30 50 2T (1E40QMB) KEEWAY F-ACT 50 2T KEEWAY GOCCIA 50 2T (KW1E40QMB-4)

CORREAS

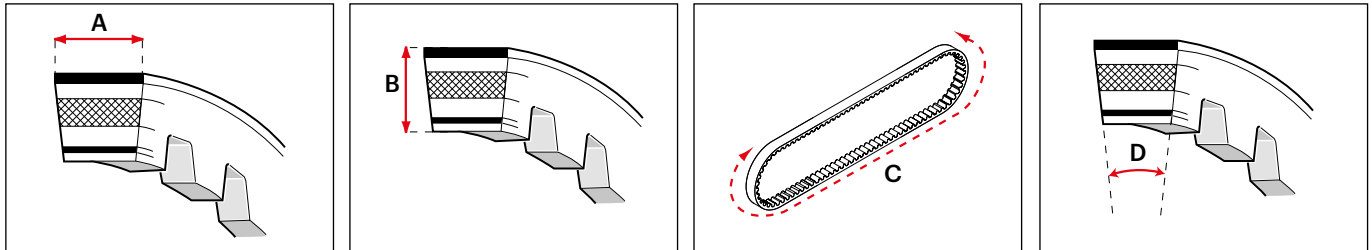
CORREAS - Características técnicas en orden de anchura



Anchura mm (A)	Espesor mm (B)	Medida externa mm (C)	Ángulo (D)	Modelo	Código	Aplicaciones
17,5	8	815	30°	X K belt	6111108	KEEWAY HURRICANE 50 2T euro 2 (KW1E40QMB) KEEWAY MATRIX 50 2T (KW1E40QMB-4) KEEWAY PIXEL 50 2T euro 2 (KW1E40QMB) KEEWAY RY8 50 2T (KW1E40QMB-4) MALAGUTI F10 WAP 50 2T euro 2 (QJ*CMA03C*) MALAGUTI F12 R ARIA 50 2T euro 2 (QJ*CMA02C*) OVER B3 50 4T LC (LJ1P38MB) OVER THOR 50 2T LC 2013-> (LJ1PE40MB) PIAGGIO FREE 50 2T PIAGGIO NRG 50 2T LC PIAGGIO NRG MC2 50 2T LC <-1997 PIAGGIO NTT 50 2T LC
17,5	9,5	778	28°	X K belt	6112959	APRILIA SONIC 50 2T APRILIA SONIC 50 2T LC DRR DRX 90 2T LC <-2015 DRR DRX 90 2T LC 2016-> MALAGUTI F10 50 2T MALAGUTI YESTERDAY 50 2T MBK EVOLIS 50 2T MBK FIZZ 50 2T MBK FORTE 50 2T MBK HOT CHAMP 50 2T PEUGEOT LOOXOR TSDI 50 2T YAMAHA AXIS 50 2T YAMAHA BREEZE 50 2T YAMAHA JOG 50 2T YAMAHA JOG ER 50 2T YAMAHA JOG Z 50 2T YAMAHA VINO 50 2T YAMAHA ZEST 50 2T
17,5	9,8	821	30°	X K belt	618779	ATALA HACKER 50 2T ATALA HACKER 50 2T LC ITALJET FORMULA 50 2T (F.MORINI) ITALJET FORMULA 50 2T LC (F.MORINI) MALAGUTI CIAK 100 2T MALAGUTI CROSSER CR1 50 2T

CORREAS

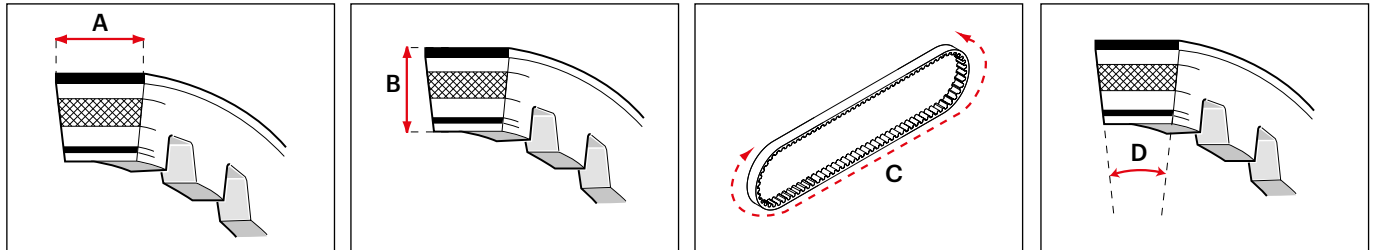
CORREAS - Características técnicas en orden de anchura



Anchura mm (A)	Espesor mm (B)	Medida externa mm (C)	Ángulo (D)	Modelo	Código	Aplicaciones
18	10,2	782	28°	X K belt	6115822	MALAGUTI F12-PHANTOM 100 2T APRILIA AMICO 50 2T APRILIA AREA 51 50 2T LC APRILIA GULLIVER 50 2T LC APRILIA RALLY 50 2T (MINARELLI) APRILIA RALLY 50 2T LC (MINARELLI) APRILIA SCARABEO 50 2T (MINARELLI) APRILIA SR 50 2T 1994-> APRILIA SR NETSCAPER 50 2T LC (MINARELLI) APRILIA SR RACING 50 2T LC (MINARELLI) APRILIA SR REPLICA 50 2T LC <-1999 APRILIA SR STEALTH 50 2T LC (MINARELLI) APRILIA SR WWW 50 2T BENELLI 491 GT 50 2T (MINARELLI) BENELLI 491 SPORT 50 2T LC (MINARELLI) BENELLI K2 50 2T BENELLI K2 50 2T LC BENELLI NAKED 50 2T BETA ARK 50 2T BETA ARK 50 2T LC BETA EIKON 50 2T LC BETA QUADRA 50 2T ITALJET DRAGSTER 50 2T LC MALAGUTI F12 DIGIT KAT-PHANTOM 50 2T LC MALAGUTI F12 DIGIT KAT-PHANTOM 50 2T LC euro 2 MALAGUTI F12 R LC 50 2T LC euro 2 MALAGUTI F12-PHANTOM 50 2T MALAGUTI F12-PHANTOM 50 2T LC MALAGUTI F15 FIREFOX 50 2T LC MBK BOOSTER 50 2T euro 0-1 MBK BOOSTER 50 2T euro 2 (A137E) MBK BOOSTER NAKED 50 2T euro 2 (A137E) MBK BOOSTER NG 50 2T euro 0-1 MBK BOOSTER NG 50 2T euro 2 (A137E) MBK BOOSTER ROCKET 50 2T euro 0-1 MBK BOOSTER ROCKET 50 2T euro 2 (A137E) MBK BOOSTER SPIRIT 50 2T euro 0-1 MBK FLIPPER 50 2T MBK MACH G 50 2T MBK MACH G 50 2T LC MBK NITRO 50 2T LC MBK OVETTO 50 2T MBK STUNT 50 2T euro 0-1 MBK STUNT 50 2T euro 2 YAMAHA AEROX 50 2T LC euro 0-1 YAMAHA AEROX 50 2T LC euro 2

CORREAS

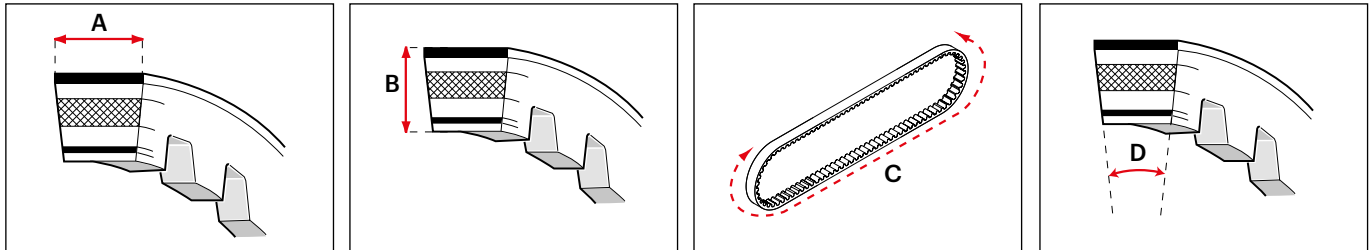
CORREAS - Características técnicas en orden de anchura



Anchura mm (A)	Espesor mm (B)	Medida externa mm (C)	Ángulo (D)	Modelo	Código	Aplicaciones
18	8	703	32°	X SPECIAL belt	618396	YAMAHA BW'S 50 2T euro 0-1 YAMAHA BW'S 50 2T euro 2 (A137E) YAMAHA BW'S NG 50 2T euro 0-1 YAMAHA BW'S NG 50 2T euro 2 (A137E) YAMAHA BW'S Original/Naked 50 2T euro 2 2010-> (A137E) YAMAHA JOG R 50 2T YAMAHA JOGRR 50 2T LC euro 2 YAMAHA NEO'S 50 2T YAMAHA SLIDER 50 2T YAMAHA SPY 50 2T YAMAHA WHY 50 2T YAMAHA ZUMA 50 2T
18	8	769	32°	X SPECIAL belt	6112735	HONDA BALI 50 2T HONDA SFX 50 2T HONDA SHADOW 50 2T (AF18E) HONDA SXR 50 2T PEUGEOT SV GEO 50 2T PEUGEOT ZENITH 50 2T PEUGEOT BUXY 50 2T PEUGEOT BUXY RS 50 2T PEUGEOT ELYSEO 50 2T PEUGEOT JET FORCE C-TECH 50 2T LC PEUGEOT JET FORCE TSDI 50 2T LC (HL 1) PEUGEOT LOOXOR 50 2T PEUGEOT LUDIX 50 2T PEUGEOT LUDIX BLASTER 50 2T LC (HL 2) PEUGEOT METAL-X 50 2T PEUGEOT SPEEDAKE 50 2T PEUGEOT SPEEDFIGHT 2 50 2T LC 2004-> PEUGEOT SPEEDFIGHT 3 50 2T (B1E 40 QMB) PEUGEOT SPEEDFIGHT 3 50 2T LC PEUGEOT SPEEDFIGHT 3 50 4T (XS1P37QMA-2) PEUGEOT SPEEDFIGHT 50 2T PEUGEOT SPEEDFIGHT 50 2T LC PEUGEOT SQUAB 50 2T PEUGEOT TREKKER 50 2T PEUGEOT TWEET 50 4T euro 2 PEUGEOT TWEET ² RS 50 4T euro 2 PEUGEOT VIVACITY 50 2T PEUGEOT VIVACITY COMPACT 50 2T (FB2FP) PEUGEOT X-FIGHT 2 50 2T LC 2004-> PEUGEOT X-FIGHT 50 2T PEUGEOT X-FIGHT 50 2T LC SYM CROX 50 4T LC euro 4 2019-> (XS1P37QMA-2A)
18	8	798	30°	X SPECIAL belt	6117248	HONDA RUCKUS 50 4T LC

CORREAS

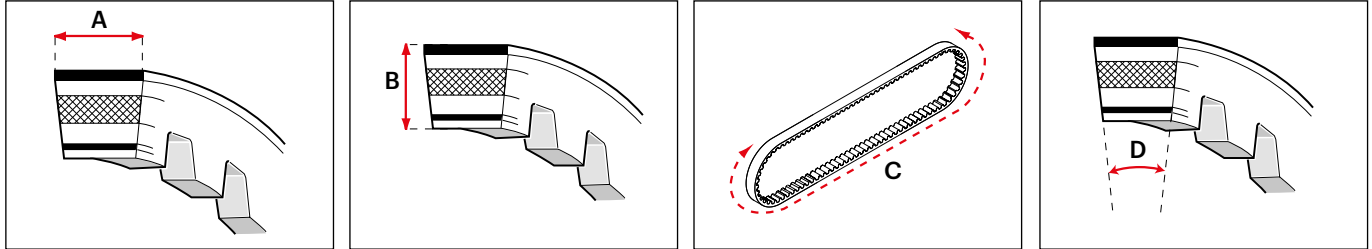
CORREAS - Características técnicas en orden de anchura



Anchura mm (A)	Espesor mm (B)	Medida externa mm (C)	Ángulo (D)	Modelo	Código	Aplicaciones
18	8	840	32°	X SPECIAL belt	61 9221	HONDA ZOOMER 50 4T LC HONDA SGX SKY 50 2T HONDA SH 50 2T 1996-> HONDA X8R X - X8R S 50 2T SYM JOYRIDE Evo I 200 ie 4T LC (KB2)
18	9	675	32°	X K belt	61 7211	BSV DIO GP 50 (AF18E) BSV DIO ZX 50 <-1993 (AF18E) BSV DIO ZX 50 2T 1994-> (AF34E) HONDA DIO G 50 2T (AF18E) HONDA DIO ZX 50 2T <-1993 (AF18E) HONDA DIO ZX 50 2T 1994-> (AF34E) HSC SC 01 L 50 (AF18E) KYMCO CX 50 2T KYMCO DJ X 50 2T KYMCO DJ Y 50 2T SYM DD 50 2T
18	9,5	680	30°	X SPECIAL belt	6113397	BAOTIAN ECO BIKE 50 4T (139 QMB) MALAGUTI DVD 50 4T (139 QMB) PEUGEOT V-CLIC 50 4T
18	9,5	741	30°	X K belt	6113501	GARELLI FLEXI' 50 4T euro 2 (1P139 QMB) GARELLI TIESSE FOUR 50 4T euro 2 (1P39QMB) HUPPER MONTECARLO 30 50 4T (139QMB) KYMCO AGILITY R10/12 - RS 50 4T euro 2 (KL10B) KYMCO AGILITY R12 50 ie 4T euro 4 2019-> KYMCO AGILITY R16 - RS 50 4T euro 2 (KL10B) KYMCO AGILITY R16 + 50 2T euro 2 2016-> (KF10D) KYMCO AGILITY R16 + 50 4T euro 2 2017-> (KL10C) KYMCO AGILITY R16 + 50 ie 4T euro 4 2019->2021 KYMCO AGILITY R16 + 50 ie 4T euro 5 2022-> KYMCO AGILITY R16 50 2T euro 2 (KF10B) KYMCO DINK 50 4T euro 2 KYMCO LIKE 50 4T euro 2 (KG10A) KYMCO PEOPLE 50 4T euro 2 KYMCO PEOPLE S 50 4T euro 2 (BB10) KYMCO PEOPLE S 50 ie 4T euro 4 2019-> (KP10) KYMCO SUPER 8 50 4T euro 2 (KL10) KYMCO SUPER 8 R 50 4T euro 5 2023-> (KP10G) KYMCO VITALITY 50 4T euro 2 (SG10) SYM JET EuroX 50 2T euro 2

CORREAS

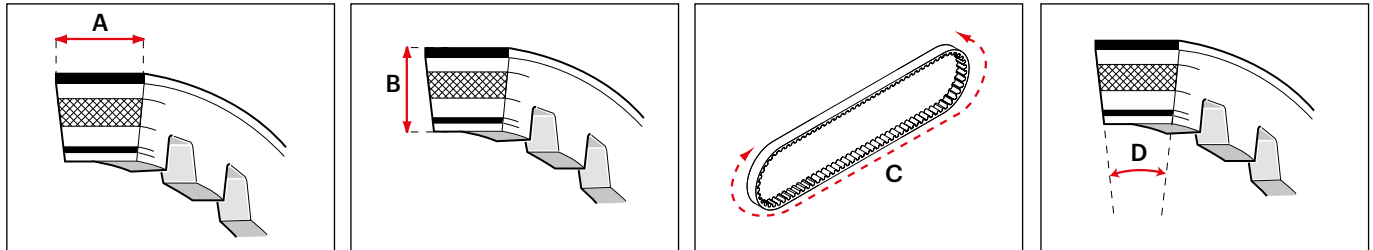
CORREAS - Características técnicas en orden de anchura



Anchura mm (A)	Espesor mm (B)	Medida externa mm (C)	Ángulo (D)	Modelo	Código	Aplicaciones
18,2	8	734	30°	X K belt	6111153	SYM JET SportX-S - SportX-R 50 2T euro 2 (T5C/1) WT MOTORS BILBAO 50 4T (PEDA 139QMB) KYMC O DINK 50 2T KYMC O DINK 50 2T LC KYMC O PEOPLE 50 2T KYMC O SUPER 9 50 2T LC KYMC O TOP BOY - COBRA 50 2T VESPA ET4 125 4T
18,4	8	785	30°	X SPECIAL belt	6116844	APRILIA HABANA 50 2T APRILIA MOJITO 50 2T APRILIA SCARABEO DITECH 50 2T APRILIA SR DITECH 50 2T LC () APRILIA SR REPLICA 50 2T LC 2000-> () SUZUKI ESTILETE - UF 50 2T SUZUKI KATANA 50 2T SUZUKI KATANA 50 2T LC SUZUKI ZILLION 50 2T LC SYM PHONY 50 4T euro 2 (XS1P37QMA-2) SYM PHONY 50 4T euro 5 2021-> (XS1P37QMA-3) SYM PHONY ST 50 4T euro 5 2021-> (XS1P37QMA-3) SYM PLY 50 4T euro 2 (XS1P39QMB)
18,5	8	727	30°	X SPECIAL belt	6111246	PIAGGIO FLY 50 4T PIAGGIO ZIP 3V iGet 50 ie 4T euro 5 2021-> PIAGGIO ZIP 50 2T 2000-> (C25EM) PIAGGIO ZIP 50 4T PIAGGIO ZIP S 3V iGet 50 ie 4T euro 5 2021-> PIAGGIO ZIP SP 50 2T LC 2001-> SYM MIO 100 4T euro 3 (A5A-1) VESPA ET2 50 2T 2000-> VESPA ET4 50 4T VESPA LX 4V 50 4T euro 2 VESPA LX 50 2T VESPA LX 50 4T VESPA S 4V 50 4T euro 2 (C386M) VESPA S 50 2T euro 2 (C381M)
18,5	8	765	30°	X K belt	6116424	APRILIA SXR 50 ie 4T euro 5 2021-> (CD32M) PIAGGIO ZIP 3V iGet 50 ie 4T euro 4 2018->2020 VESPA Primavera 3V iGet 50 ie 4T euro 4 2018->2020 (CA03M) VESPA Primavera 3V iGet 50 ie 4T euro 5 2021->2023 (CD01M) VESPA Primavera 3V iGet 50 ie 4T euro 5 2024->

CORREAS

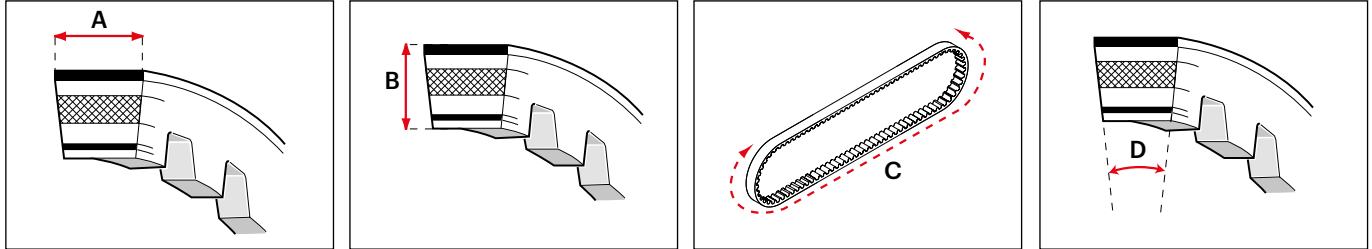
CORREAS - Características técnicas en orden de anchura



Anchura mm (A)	Espesor mm (B)	Medida externa mm (C)	Ángulo (D)	Modelo	Código	Aplicaciones
18,5	8	834	30°	X K belt	619535	VESPA Primavera 4V 50 4T euro 2 (C532M) VESPA Primavera S 3V iGet 50 ie 4T euro 5 2024-> VESPA Primavera Tech 3V iGet 50 ie 4T euro 5 2024-> VESPA SPRINT 3V iGet 50 ie 4T euro 4 2018->2020 (CA01M) VESPA SPRINT 3V iGet 50 ie 4T euro 5 2021->2023 (CD01M) VESPA Sprint S 3V iGet 50 ie 4T euro 5 2024->
18,5	8	834	30°	X SPECIAL belt	619830	APRILIA SCARABEO CLASSIC 50 2T euro 4 2018-> (CA91M) APRILIA SCARABEO STREET 50 2T (PIAGGIO) APRILIA SCARABEO STREET 50 2T euro 4 2018-> (CA91M) APRILIA SPORTCITY ONE STREET 50 2T euro 2 APRILIA SR MOTARD 50 2T euro 4 2018-> (CA41M) DERBI VARIANT Sport 50 2T GILERA DNA 50 2T LC ITALJET TORPEDO NEW 50 2T PIAGGIO LIBERTY 3V iGet 50 ie 4T euro 3 2016->2017 (C541M) PIAGGIO LIBERTY 3V iGet 50 ie 4T euro 4 2018->2020 (CA11M) PIAGGIO LIBERTY 3V iGet 50 ie 4T euro 5 2021->2024 (CD11M) PIAGGIO LIBERTY 3V iGet 50 ie 4T euro 5 2025-> (CD11M) PIAGGIO LIBERTY 50 2T PIAGGIO LIBERTY S 3V iGet 50 ie 4T euro 5 2025-> (CD11M) PIAGGIO TYPHOON 50 2T euro 2 2011->2017 (C421M) PIAGGIO TYPHOON 50 2T euro 4 2018-> (CA41M) APRILIA SCARABEO CLASSIC 50 2T euro 4 2018-> (CA91M) APRILIA SCARABEO STREET 50 2T (PIAGGIO) APRILIA SCARABEO STREET 50 2T euro 4 2018-> (CA91M) APRILIA SPORTCITY ONE STREET 50 2T euro 2

CORREAS

CORREAS - Características técnicas en orden de anchura

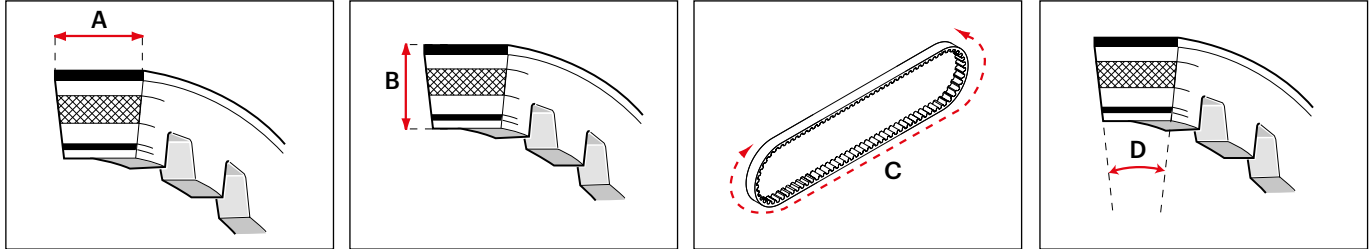


Anchura mm (A)	Espesor mm (B)	Medida externa mm (C)	Ángulo (D)	Modelo	Código	Aplicaciones
----------------	----------------	-----------------------	------------	--------	--------	--------------

18,5	8,5	794	30°	X SPECIAL belt	6116748	APRILIA SR MOTARD 50 2T euro 4 2018-> (CA41M) DERBI VARIANT Sport 50 2T GILERA DNA 50 2T LC ITALJET TORPEDO NEW 50 2T PIAGGIO LIBERTY 3V iGet 50 ie 4T euro 3 2016->2017 (C541M) PIAGGIO LIBERTY 3V iGet 50 ie 4T euro 4 2018->2020 (CA11M) PIAGGIO LIBERTY 3V iGet 50 ie 4T euro 5 2021->2024 (CD11M) PIAGGIO LIBERTY 3V iGet 50 ie 4T euro 5 2025-> (CD11M) PIAGGIO LIBERTY 50 2T PIAGGIO LIBERTY S 3V iGet 50 ie 4T euro 5 2025-> (CD11M) PIAGGIO TYPHOON 50 2T euro 2 2011->2017 (C421M) PIAGGIO TYPHOON 50 2T euro 4 2018-> (CA41M) HONDA VISION 110 ie 4T euro 3 2010->2012 (JF31E)
18,7	10,2	812	28°	X K belt	6115668	APRILIA MOJITO CUSTOM 50 2T APRILIA SR (carb.) 50 2T LC 2004-> (PIAGGIO) APRILIA SR DITECH GP1 50 2T LC (PIAGGIO C361M) APRILIA SR MOTARD 50 2T euro 2 APRILIA SR R (carb.) 50 2T LC (PIAGGIO) APRILIA SR R 50 2T LC euro 4 2018-> (PIAGGIO CA81M) APRILIA SR R FACTORY 50 2T LC (PIAGGIO C361M) APRILIA SR Street 50 2T LC euro 2 DERBI ATLANTIS - BULLET 50 2T 2003-> DERBI GP1 50 2T LC DERBI GP1 OPEN 50 2T LC DERBI GP1 REVOLUTION 50 2T LC GILERA ICE 50 2T GILERA RUNNER 50 2T LC GILERA RUNNER PureJet 50 2T LC <-2005 GILERA RUNNER PureJet 50 2T LC 2006-> GILERA RUNNER SP 50 2T LC <-2005 GILERA RUNNER SP 50 2T LC 2006-> (C451M) GILERA STALKER 50 2T GILERA STORM 50 2T

CORREAS

CORREAS - Características técnicas en orden de anchura



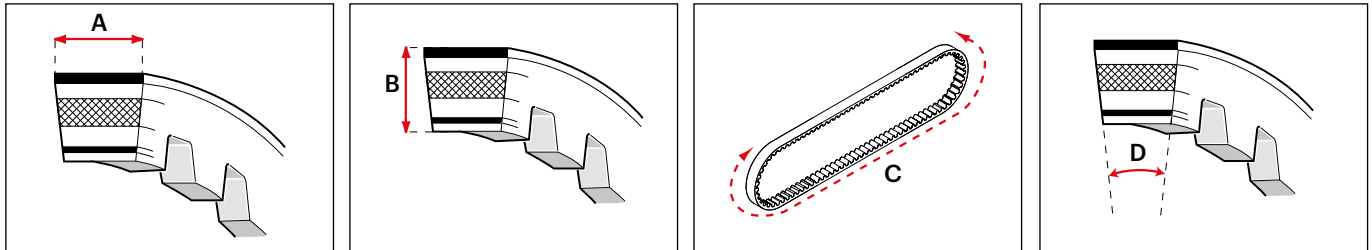
Anchura mm (A)	Espesor mm (B)	Medida externa mm (C)	Ángulo (D)	Modelo	Código	Aplicaciones
----------------	----------------	-----------------------	------------	--------	--------	--------------

GILERA TYPHOON 50 2T
GILERA TYPHOON X 50 2T
ITALJET JET SET 50 2T
PEUGEOT ELYSEO 100 2T
PEUGEOT SPEEDFIGHT 100 2T
PEUGEOT TREKKER 100 2T
PEUGEOT VIVACITY 100 2T
PIAGGIO DIESIS 50 2T
PIAGGIO FLY 50 2T
PIAGGIO NRG 50 2T LC
PIAGGIO NRG EXTREME 50 2T
PIAGGIO NRG EXTREME 50 2T LC
PIAGGIO NRG MC2 50 2T LC <-1997
PIAGGIO NRG MC2 50 2T LC 1998->
PIAGGIO NRG MC3 DD 50 2T LC
PIAGGIO NRG MC3 DT 50 2T
PIAGGIO NRG MC3 Purejet 50 2T LC
PIAGGIO NRG Power 50 2T LC euro 4 2018->2020 (CA71M)
PIAGGIO NRG Power DD 50 2T LC
PIAGGIO NRG Power DT 50 2T (C453M)
PIAGGIO NRG Power Purejet 50 2T LC
PIAGGIO NTT 50 2T LC
PIAGGIO TYPHOON 50 2T 2007->2010
VESPA Primavera 50 2T euro 2 (C533M)
VESPA Sprint 50 2T euro 2

18,7	8	810	30°	X SPECIAL belt	6116889	APRILIA MOJITO CUSTOM 50 2T APRILIA SCARABEO 4V 50 4T euro 2 APRILIA SCARABEO 50 4T (PIAGGIO C373M) APRILIA SPORTCITY ONE 50 4T (PIAGGIO C377M) APRILIA SR (carb.) 50 2T LC 2004->(PIAGGIO) APRILIA SR DITECH GP1 50 2T LC (PIAGGIO C361M) APRILIA SR MOTARD 50 2T euro 2 APRILIA SR R (carb.) 50 2T LC (PIAGGIO) APRILIA SR R 50 2T LC euro 4 2018->(PIAGGIO CA81M) APRILIA SR R FACTORY 50 2T LC (PIAGGIO C361M) APRILIA SR Street 50 2T LC euro 2 DERBI ATLANTIS - BULLET 50 2T 2003-> DERBI GP1 50 2T LC DERBI GP1 OPEN 50 2T LC DERBI GP1 REVOLUTION 50 2T LC GILERA ICE 50 2T GILERA RUNNER 50 2T LC
------	---	-----	-----	----------------	----------------	---

CORREAS

CORREAS - Características técnicas en orden de anchura

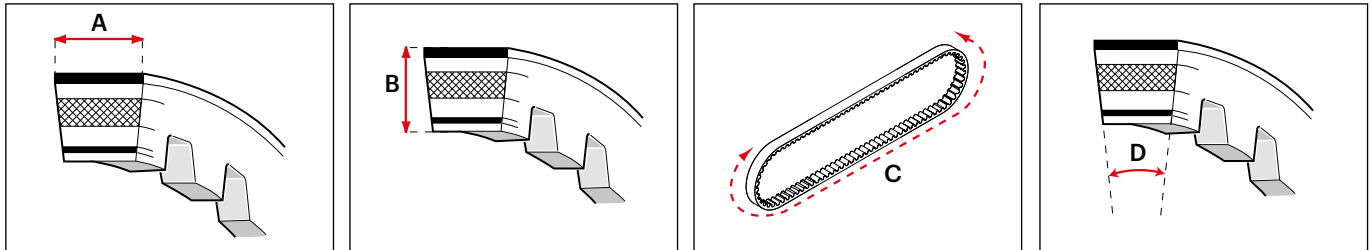


Anchura mm (A)	Espesor mm (B)	Medida externa mm (C)	Ángulo (D)	Modelo	Código	Aplicaciones
----------------	----------------	-----------------------	------------	--------	--------	--------------

18,8	10,6	814	28°	X K belt	6116215	GILERA RUNNER PureJet 50 2T LC <-2005 GILERA RUNNER PureJet 50 2T LC 2006-> GILERA RUNNER SP 50 2T LC <-2005 GILERA RUNNER SP 50 2T LC 2006-> (C451M) GILERA STALKER 50 2T GILERA TYPHOON X 50 2T ITALJET JET SET 50 2T ITALJET TORPEDO 50 4T MALAGUTI CENTRO 50 4T euro 2 (C432M) MALAGUTI CIAK MASTER 50 4T euro 2 PIAGGIO DIESIS 50 2T PIAGGIO FLY 50 2T PIAGGIO LIBERTY 50 4T PIAGGIO NRG EXTREME 50 2T PIAGGIO NRG EXTREME 50 2T LC PIAGGIO NRG MC2 50 2T LC 1998-> PIAGGIO NRG MC3 DD 50 2T LC PIAGGIO NRG MC3 DT 50 2T PIAGGIO NRG MC3 Purejet 50 2T LC PIAGGIO NRG Power 50 2T LC euro 4 2018->2020 (CA71M) PIAGGIO NRG Power DD 50 2T LC PIAGGIO NRG Power DT 50 2T (C453M) PIAGGIO NRG Power Purejet 50 2T LC PIAGGIO TYPHOON 50 2T 2007->2010 VESPA Primavera 50 2T euro 2 (C533M) VESPA Sprint 50 2T euro 2
19	10,2	745	28°	X K belt	6115104	APRILIA LEONARDO 125 4T LC APRILIA LEONARDO 150 4T LC APRILIA SCARABEO 125 4T LC (ROTAX) APRILIA SCARABEO 150 4T LC (ROTAX) APRILIA SCARABEO 200 4T LC (ROTAX) BETA EIKON 125 4T LC BETA EIKON 150 4T LC KYMCO BET & WIN 125 4T LC KYMCO BET & WIN 150 4T LC KYMCO DINK 125 4T LC euro 0-1-2 KYMCO DINK 150 4T LC euro 0-1-2 KYMCO DINK 200 4T LC (SH 40 A) KYMCO DINK DD 200 ie 4T LC (SJ 40) KYMCO GRAND DINK 125 4T LC euro 0-1-2 KYMCO GRAND DINK 150 4T LC euro 0-1-2 KYMCO YAGER GT 200 ie 4T LC euro 3 (SJ40) MALAGUTI F18 WARRIOR 125 4T LC MALAGUTI F18 WARRIOR 150 4T LC
						GILERA EASY MOVING 50 2T PIAGGIO QUARTZ 50 2T LC PIAGGIO SFERA RESTYLING 50 2T PIAGGIO ZIP 50 2T 2000-> (C25EM)

CORREAS

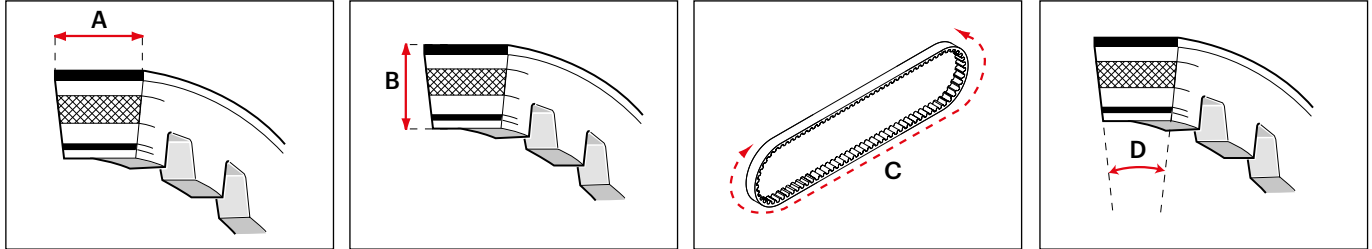
CORREAS - Características técnicas en orden de anchura



Anchura mm (A)	Espesor mm (B)	Medida externa mm (C)	Ángulo (D)	Modelo	Código	Aplicaciones
						PIAGGIO ZIP Fast Rider 50 2T PIAGGIO ZIP SP 50 2T LC <-2000 PIAGGIO ZIP SP 50 2T LC 2001-> VESPA ET2 50 2T <-1999 VESPA ET2 50 2T 2000-> VESPA LX 50 2T VESPA S 50 2T euro 2 (C381M)
19	8	776	30°	X K belt	6116671	HONDA NSC50R 50 ie 4T euro 2 (AF72E) HONDA VISION 50 ie 4T euro 3 2010->2012 (AF72E)
19	9,7	939	30°	X K belt	6117451	SYM HD Evo I 200 ie 4T LC euro 3 (HHA-1)
19,2	10	833	31°	X K belt	6117452	SYM JOYRIDE 150 4T LC
19,4	10,6	834	30°	X K belt	6119431	APRILIA MOJITO CUSTOM 50 2T APRILIA SR (carb.) 50 2T LC 2004-> (PIAGGIO) APRILIA SR MOTARD 50 2T euro 2 APRILIA SR R (carb.) 50 2T LC (PIAGGIO) APRILIA SR R 50 2T LC euro 4 2018-> (PIAGGIO CA81M) APRILIA SR Street 50 2T LC euro 2 DERBI ATLANTIS - BULLET 50 2T 2003-> DERBI GP1 50 2T LC DERBI GP1 OPEN 50 2T LC DERBI GP1 REVOLUTION 50 2T LC GILERA ICE 50 2T GILERA RUNNER 50 2T LC GILERA RUNNER SP 50 2T LC <-2005 GILERA RUNNER SP 50 2T LC 2006-> (C451M) GILERA STALKER 50 2T GILERA TYPHOON X 50 2T ITALJET JET SET 50 2T PIAGGIO DIESIS 50 2T PIAGGIO FLY 50 2T PIAGGIO FREE 50 2T PIAGGIO NRG EXTREME 50 2T PIAGGIO NRG EXTREME 50 2T LC PIAGGIO NRG MC2 50 2T LC 1998-> PIAGGIO NRG MC3 DD 50 2T LC PIAGGIO NRG MC3 DT 50 2T PIAGGIO NRG Power 50 2T LC euro 4 2018->2020 (CA71M) PIAGGIO NRG Power DD 50 2T LC PIAGGIO NRG Power DT 50 2T (C453M) PIAGGIO TYPHOON 50 2T 2007->2010 VESPA Primavera 50 2T euro 2 (C533M)

CORREAS

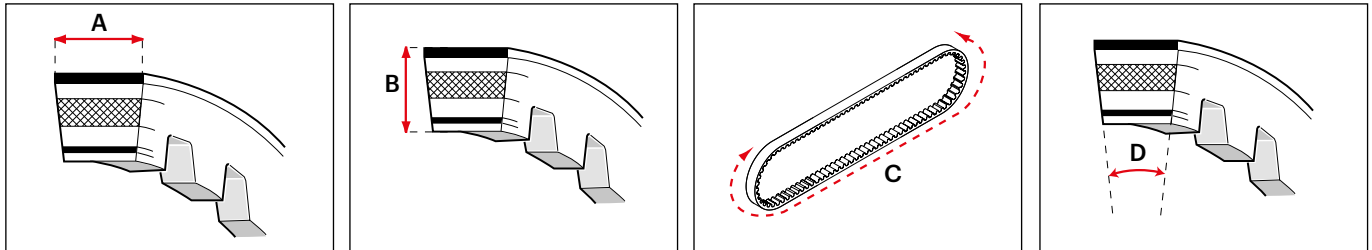
CORREAS - Características técnicas en orden de anchura



Anchura mm (A)	Espesor mm (B)	Medida externa mm (C)	Ángulo (D)	Modelo	Código	Aplicaciones
						VESPA Sprint 50 2T euro 2
19,8	9,3	806	30°	X K belt	6117453	SYM EURO MX 125 4T
19,9	9,7	785	30,5°	X K belt	6116148	PIAGGIO LIBERTY 3V 125 ie 4T euro 3 PIAGGIO LIBERTY iGet 125 ie 4T euro 3 (M893M) PIAGGIO LIBERTY iGet 125 ie 4T euro 4 2017->2020 PIAGGIO LIBERTY iGet 125 ie 4T euro 5 2021->2024 (MD41M) PIAGGIO LIBERTY iGet 125 ie 4T euro 5+ 2025-> (MD43M) PIAGGIO LIBERTY iGet 150 ie 4T euro 3 PIAGGIO LIBERTY iGet 150 ie 4T euro 4 2017->2020 PIAGGIO LIBERTY S iGet 125 ie 4T euro 4 2017->2020 PIAGGIO LIBERTY S iGet 125 ie 4T euro 5 2021->2024 (MD41M) PIAGGIO LIBERTY S iGet 125 ie 4T euro 5+ 2025-> (MD43M) PIAGGIO LIBERTY S iGet 150 ie 4T euro 4 2017->2020 VESPA Primavera 3V 125 ie 4T euro 3 2014->2015 (M811M) VESPA Primavera Batik iGet 125 ie 4T euro 5+ 2025-> VESPA Primavera iGet 125 ie 4T euro 4 2016->2020 VESPA Primavera iGet 125 ie 4T euro 5 2021->2023 (MD11M) VESPA Primavera iGet 125 ie 4T euro 5+ 2024-> (MD13M) VESPA Primavera RED iGet 125 ie 4T euro 5+ 2025-> VESPA Primavera S iGet 125 ie 4T euro 5+ 2025-> VESPA Primavera Tech iGet 125 ie 4T euro 5+ 2025-> VESPA Sprint 3V 125 ie 4T euro 3 2014->2015 VESPA Sprint iGet 125 ie 4T euro 4 2016->2020 (MA13M) VESPA Sprint iGet 125 ie 4T euro 5 2021->2023 (MD11M) VESPA Sprint S iGet 125 ie 4T euro 5+ 2024->

CORREAS

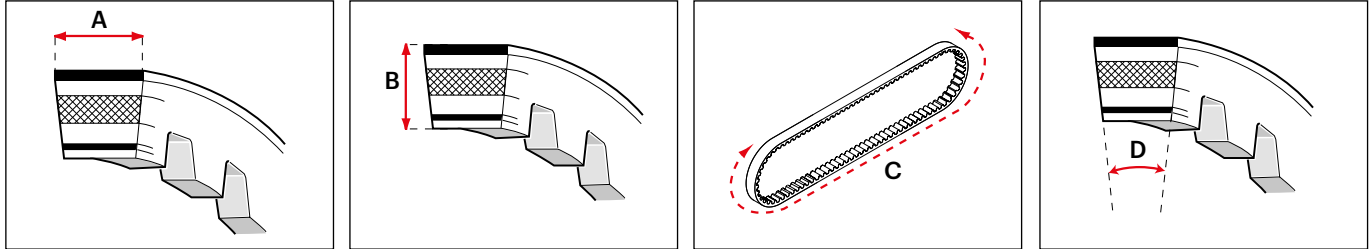
CORREAS - Características técnicas en orden de anchura



Anchura mm (A)	Espesor mm (B)	Medida externa mm (C)	Ángulo (D)	Modelo	Código	Aplicaciones
20	9,5	795,5	30°	X K belt	6116665	KYMC O AGILITY 125 4T euro 3 (KN25) KYMC O AGILITY 150 4T euro 3 KYMC O AGILITY R16 + 125 ie 4T euro 3 2014->2017 (KL25D) KYMC O AGILITY R16 + 125 ie 4T euro 4 2018->2020 (KL25F) KYMC O AGILITY R16 + 125 ie 4T euro 5 2021->(KL25H) KYMC O AGILITY R16 + 150 ie 4T euro 4 2017-> KYMC O AGILITY R16 + 200 ie 4T euro 5 2021-> KYMC O AGILITY R16 125 4T euro 3 (KL25B) KYMC O AGILITY R16 150 4T euro 3 (KL30) KYMC O AGILITY R16 i 200 4T LC euro 3 (KF40-KF40B) KYMC O AGILITY RS 125 4T euro 3 (KN25SR) KYMC O AGILITY S 125 ie 4T euro 5 2022->(TC25B) KYMC O LIKE 125 4T euro 3 (KA40) KYMC O LIKE 200 ie 4T euro 3 (KA40) KYMC O LIKE CBS 125 ie 4T euro 4 2018-> (TE25) KYMC O LIKE CBS 150 ie 4T euro 4 2018-> KYMC O LIKE S 125 ie 4T LC euro 5 2021->(TE25) KYMC O MOVIE 125 4T euro 3 KYMC O PEOPLE - PEOPLE S 125 4T euro 3 KYMC O PEOPLE - PEOPLE S 125 ie 4T euro 4 2018-> (TF25) KYMC O PEOPLE 150 4T KYMC O PEOPLE One 125 ie 4T euro 3 (KM25) KYMC O PEOPLE S 125 ie 4T euro 5 2021->2024 (TF25B) KYMC O PEOPLE S 150 ie 4T euro 4 2018->2020 (TF30) KYMC O PEOPLE S 200 4T euro 3 2006->2016 (BA 40) KYMC O PEOPLE S 200 4T euro 5 2024->(TF40A) KYMC O SUPER 8 125 4T euro 3 (KL25) KYMC O VIVIO 125 4T KYMC O VIVIO 150 4T MALAGUTI CIAK MASTER 125 4T MALAGUTI CIAK MASTER 150 4T MALAGUTI CIAK MASTER 200 4T
20,4	9,7	884	32°	X K belt	6115275	KAWASAKI J 125 ie 4T LC euro 3 <-2016 (WS25)

CORREAS

CORREAS - Características técnicas en orden de anchura



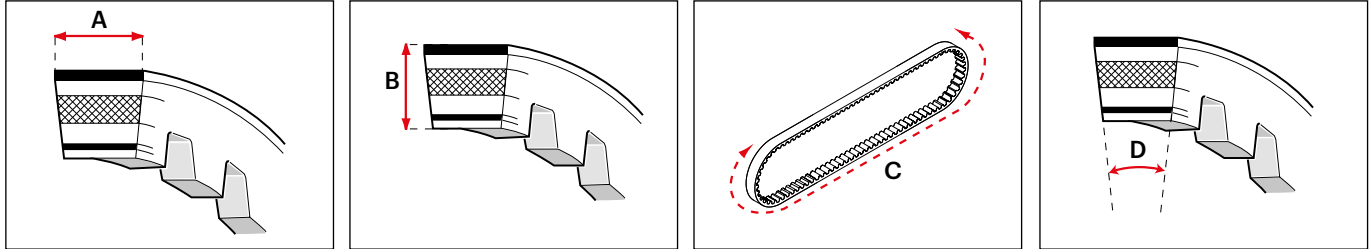
Anchura mm (A)	Espesor mm (B)	Medida externa mm (C)	Ángulo (D)	Modelo	Código	Aplicaciones
----------------	----------------	-----------------------	------------	--------	--------	--------------

						KAWASAKI J 125 ie 4T LC euro 4 2017-> KYMC O DINK Street 125 ie 4T LC euro 3 (SK25) KYMC O DOWNTOWN 125 ie 4T LC euro 3 <-2016 (SK25) KYMC O DOWNTOWN 125 ie 4T LC euro 4 2017-> (SK25E) KYMC O DT X360 125 ie 4T LC euro 5 2022-> (SK25S) KYMC O GRAND DINK 125 ie 4T LC euro 4 2017-> (KS25A) KYMC O K-XCT 125 ie 4T LC euro 3 KYMC O PEOPLE GTi 125 ie 4T LC euro 3 (BF25) KYMC O SUPER DINK 125 ie 4T LC euro 3 <-2016 (SK25) KYMC O SUPER DINK 125 ie 4T LC euro 4 2017-> (SK25E) KYMC O X-Town 125 ie 4T LC euro 4 <-2020 (KS25A) KYMC O X-Town 125 ie 4T LC euro 5 2021-> (KS25B) KYMC O X-Town CT 125 ie 4T LC euro 4 2020->2021 (KS25C) SYM PHONY ST 200 ie 4T euro 5+ 2025->
--	--	--	--	--	--	---

21	13	824	28°	X K belt	6115666	APRILIA ATLANTIC - Arrecife 200 4T LC (PIAGGIO M234M) GILERA DNA 180 4T LC GILERA RUNNER ST 200 4T LC euro 3 GILERA RUNNER VXR 180 4T LC GILERA RUNNER VXR 200 4T LC <-2005 GILERA RUNNER VXR 200 4T LC 2006-> MALAGUTI MADISON 180 4T LC (PIAGGIO) MALAGUTI MADISON 200 4T LC (PIAGGIO) MALAGUTI PHANTOM MAX 200 4T LC (PIAGGIO) PIAGGIO HEXAGON SUPER GTX 180 4T LC PIAGGIO LIBERTY 200 4T euro 3 (LEADER) PIAGGIO LIBERTY S 200 4T euro 3 (LEADER) PIAGGIO TYPHOON - PROTOTIPO Malossi 125 4T LC PIAGGIO X8 200 4T LC PIAGGIO X9 200 4T LC PIAGGIO X9 AMALFI 180 4T LC VESPA Granturismo L - GT 200 4T LC (M312M)
----	----	-----	-----	----------	----------------	---

CORREAS

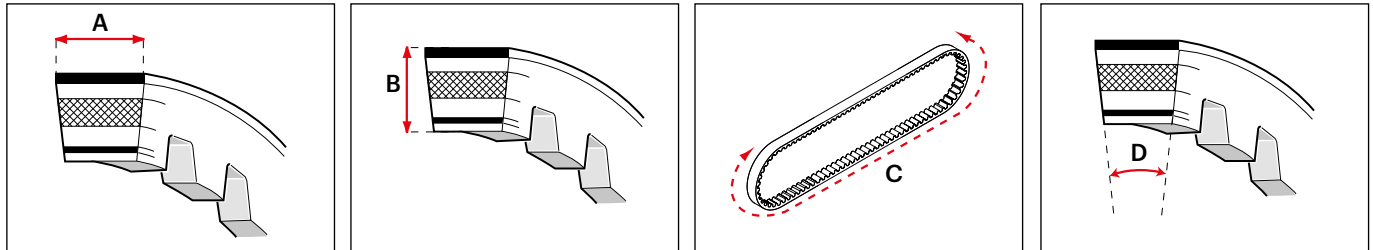
CORREAS - Características técnicas en orden de anchura



Anchura mm (A)	Espesor mm (B)	Medida externa mm (C)	Ángulo (D)	Modelo	Código	Aplicaciones
21	13,4	825	28°	X K belt	6120173	VOGE SFIDA SR3 250 ie 4T LC euro 5 2024-> (LX1P72MM) VOGE SFIDA SR3 250 ie 4T LC euro 5+ 2025-> (LX1P72MM) PIAGGIO MP3 310 ie 4T LC euro 5+ 2025-> (TD11M) PIAGGIO MP3 Sport 310 ie 4T LC euro 5+ 2025-> (TD11M) ROYAL ALLOY GP 350 ie 4T LC euro 5 ROYAL ALLOY GP 350 ie 4T LC euro 5+ 2025-> ROYAL ALLOY TG 350 ie 4T LC euro 5 ROYAL ALLOY TG 350 ie 4T LC euro 5+ 2025-> VESPA GTS 310 ie 4T LC euro 5+ 2025-> (MD38M) VESPA GTS Super 310 ie 4T LC euro 5+ 2025-> (MD38M) VESPA GTS Super Sport 310 ie 4T LC euro 5+ 2025-> (MD38M) VESPA GTS Super Tech 310 ie 4T LC euro 5+ 2025-> (MD38M)
21,8	9,3	918	28°	X K belt	6113059	MBK CITYLINER 125 ie 4T LC euro 3 MBK SKYCRUISER 125 ie 4T LC euro 3 YAMAHA X CITY 125 ie 4T LC euro 3 (E3A5E) YAMAHA X MAX 125 ie 4T LC euro 3 <-2008 YAMAHA X MAX 125 ie 4T LC euro 3 2009->2013 YAMAHA X MAX 125 ie 4T LC euro 3 2014->2016 (E3M1E) YAMAHA X MAX 125 ie 4T LC euro 4 2017 (E3V9E) YAMAHA X MAX 125 ie 4T LC euro 4 2018->2020 (E31LE)
22	10	598	28°	X K belt	6119927	KYMCO KRV 200 ie 4T LC euro 5 2023-> (SA35AC) KYMCO KRV TYPE S 180 ie 4T LC 2021-> (SA35AC)
22	10	835	30°	X K belt	6114895	HONDA PCX 125 ie 4T LC euro 3 <-2011 (JF28E) HONDA PCX 125 ie 4T LC euro 3 2012->2014 (JF47) HONDA PCX 150 ie 4T LC euro 3 2012->2014 (KF12E)

CORREAS

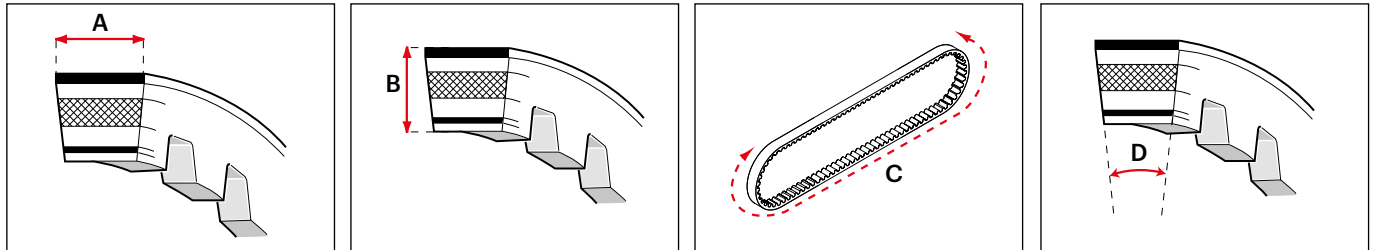
CORREAS - Características técnicas en orden de anchura



Anchura mm (A)	Espesor mm (B)	Medida externa mm (C)	Ángulo (D)	Modelo	Código	Aplicaciones
22	10	849	30°	X K belt	6113502	HONDA SH mode 125 ie 4T LC euro 3 2013->2016 (JF51E) ITALJET DRAGSTER 125 ie 4T LC euro 5 2021-> (JC1P58MI-3) ITALJET DRAGSTER 200 4T LC euro 5 2021-> (JC1P63ML-4B) SUZUKI BURGMAN K 7 125 ie 4T LC euro 3 (F490)
22	10,5	830	28°	X K belt	6117009	APRILIA SR 125 2T APRILIA SR 150 2T GILERA RUNNER FX 125 2T LC GILERA RUNNER FXR - SP 180 2T LC GILERA TYPHOON 125 2T GILERA TYPHOON X 125 2T ITALJET DRAGSTER 125 2T LC ITALJET DRAGSTER 180 2T LC PIAGGIO HEXAGON 125 2T LC PIAGGIO HEXAGON 150 2T LC PIAGGIO HEXAGON LX 125 2T LC PIAGGIO HEXAGON LXT 180 2T LC PIAGGIO SKIPPER 125 2T PIAGGIO SKIPPER 150 2T PIAGGIO SKIPPER LX 125 2T PIAGGIO SKIPPER LXT 150 2T
22	11,7	820	28°	X K belt	6120172	VESPA Primavera Batik iGet 150 ie 4T euro 5+ 2025-> VESPA Primavera iGet 150 ie 4T euro 5 2021->2023 (MD12M) VESPA Primavera iGet 150 ie 4T euro 5+ 2024-> (MD14M) VESPA Primavera RED iGet 150 ie 4T euro 5+ 2025-> VESPA Primavera S iGet 150 ie 4T euro 5+ 2025-> VESPA Primavera Tech iGet 150 ie 4T euro 5+ 2025-> VESPA Sprint iGet 150 ie 4T euro 5 2021->2023 VESPA Sprint S iGet 150 ie 4T euro 5+ 2024->
22	13	945	28°	X K belt	6116697	APRILIA SPORTCITY 200 4T LC euro 3 (PIAGGIO) PIAGGIO BEVERLY 200 4T LC PIAGGIO CARNABY 200 4T LC euro 3 (LEADER M601M) PIAGGIO CARNABY 300 ie 4T LC euro 3 (QUASAR)

CORREAS

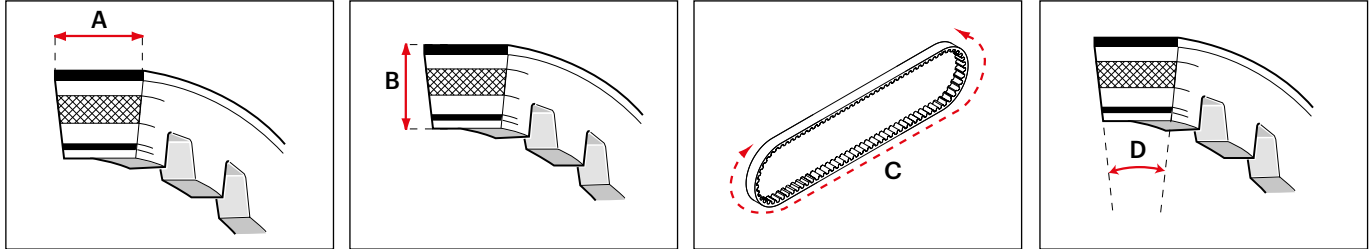
CORREAS - Características técnicas en orden de anchura



Anchura mm (A)	Espesor mm (B)	Medida externa mm (C)	Ángulo (D)	Modelo	Código	Aplicaciones
22	9,3	796	28°	X K belt	6116419	YAMAHA CYGNUS X 125 4T YAMAHA CYGNUS X 125 ie 4T euro 3
22	9,3	832	28°	X K belt	6116101	BENELLI VELVET 125 4T LC BENELLI VELVET 150 4T LC (YAMAHA) ITALJET JUPITER 125 4T LC ITALJET JUPITER 150 4T LC ITALJET MILLENNIUM 125 4T LC ITALJET MILLENNIUM 150 4T LC MALAGUTI MADISON 125 4T LC (YAMAHA) MALAGUTI MADISON 150 4T LC (YAMAHA) MALAGUTI PHANTOM MAX 125 4T LC (YAMAHA) MBK DOODO 125 4T LC MBK DOODO 150 4T LC MBK SKYLINER 125 4T LC MBK SKYLINER 150 4T LC MBK THUNDER 125 4T LC MBK THUNDER 150 4T LC YAMAHA MAJESTY 125 4T LC YAMAHA MAJESTY 150 4T LC YAMAHA MAJESTY 180 4T LC YAMAHA MAXSTER 125 4T LC YAMAHA MAXSTER 150 4T LC YAMAHA TEO'S 125 4T LC YAMAHA TEO'S 150 4T LC
22	9,7	880	28°	X K belt	6116667	MBK TRYPTIK 125 ie 4T euro 3 YAMAHA TRICITY 125 ie 4T LC euro 3 <-2016
22,1	10,6	825	30°	X K belt	6118204	HONDA PCX 125 ie 4T LC euro 3 2015->2017 HONDA PCX 150 ie 4T LC euro 3 2015->2017 (KF19E) HONDA VARIO 150 ie 4T LC 2019-> (KF29E)
22,2	11	888	30°	X K belt	619956	SUZUKI BURGMAN AN 250 4T LC SUZUKI BURGMAN UH 200 ie 4T LC euro 3
22,2	13	825	28°	X K belt	6120066	ITALJET DRAGSTER 300 ie 4T LC euro 5 2024-> (AZCR) PIAGGIO MP3 HPE 300 ie 4T LC euro 4 2019->2020 (TA21M) PIAGGIO MP3 HPE 300 ie 4T LC euro 5 2021-> (TD21M) PIAGGIO MP3 HPE Sport 300 ie 4T LC euro 5 2021-> (TD21M) VESPA GTS HPE 300 ie 4T LC euro 4 2019->2020 (MA36M) VESPA GTS HPE 300 ie 4T LC euro 5 2021->2022 (MD31M)

CORREAS

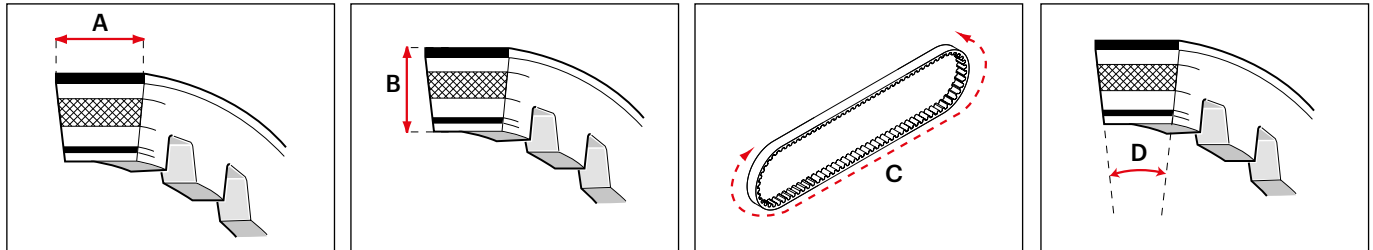
CORREAS - Características técnicas en orden de anchura



Anchura mm (A)	Espesor mm (B)	Medida externa mm (C)	Ángulo (D)	Modelo	Código	Aplicaciones
22,2	13,4	948	28°	X K belt	6119645	VESPA GTS HPE 300 ie 4T LC euro 5 2023-> (MD31M) VESPA GTS Super HPE 300 ie 4T LC euro 4 2019->2020 (MA36M) VESPA GTS Super HPE 300 ie 4T LC euro 5 2021->2022 (MD31M) VESPA GTS Super HPE 300 ie 4T LC euro 5 2023-> (MD31M) VESPA GTS Super RACING SIXTIES HPE 300 ie 4T LC euro 5 2021->2022 (MD31M) VESPA GTS Super Sport HPE 300 ie 4T LC euro 4 2019->2020 (MA36M) VESPA GTS Super Sport HPE 300 ie 4T LC euro 5 2021->2022 (MD31M) VESPA GTS Super Sport HPE 300 ie 4T LC euro 5 2023-> VESPA GTS Super Tech HPE 300 ie 4T LC euro 4 2019->2020 (MA36M) VESPA GTS Super Tech HPE 300 ie 4T LC euro 5 2021->2022 (MD31M) VESPA GTS Super Tech HPE 300 ie 4T LC euro 5 2023-> VESPA GTS Touring HPE 300 ie 4T LC euro 4 2019->2020 (MA36M) VESPA GTS Touring HPE 300 ie 4T LC euro 5 2021->2022 (MD31M) VESPA GTV HPE 300 ie 4T LC euro 5 2023-> VESPA SEI GIORNI HPE 300 ie 4T LC euro 4 2019->2020 (MA36M) VESPA SEI GIORNI HPE 300 ie 4T LC euro 5 2021->2022 (MD31M) VESPA SEI GIORNI II EDITION HPE 300 ie 4T LC euro 5 2021->2022 (MD31M)
22,3	10,5	924	30°	X SPECIAL belt	6114127	PIAGGIO BEVERLY 310 ie 4T LC euro 5+ 2025-> (MD23M) PIAGGIO BEVERLY HPE 300 ie 4T LC euro 5 2021-> (MD21M) PIAGGIO BEVERLY S 310 ie 4T LC euro 5+ 2025-> (MD23M) BENELLI CAFFÈNERO 150 4T LC euro 3 (QJ158MJ) CF MOTO URBAN R 150 4T LC (1P 58 MJ) GARELLI XO' 125 ie 4T euro 3 (1P52 QMI-2) GARELLI XO' 150 ie 4T euro 3 (1P58 QMJ) HONDA @ 125 4T LC HONDA @ 150 4T LC

CORREAS

CORREAS - Características técnicas en orden de anchura

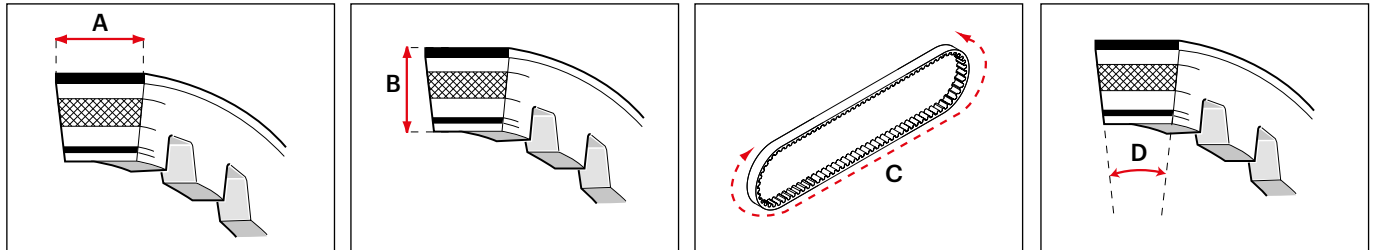


Anchura mm (A)	Espesor mm (B)	Medida externa mm (C)	Ángulo (D)	Modelo	Código	Aplicaciones
----------------	----------------	-----------------------	------------	--------	--------	--------------

22,5	10	840	30°	X K belt	619584	HONDA DYLAN 125 4T LC HONDA DYLAN 150 4T LC HONDA PANTHEON 125 2T LC HONDA PANTHEON 125 ie 4T LC HONDA PANTHEON 150 2T LC HONDA PANTHEON 150 ie 4T LC HONDA PS 125 ie 4T LC euro 3 HONDA PS 150 ie 4T LC euro 3 HONDA SH 125 4T LC 2001->2004 HONDA SH 150 4T LC 2001->2004 HONDA SH I 125 ie 4T LC 2005->2008 HONDA SH I 125 ie 4T LC euro 3 2009->2012 (JF14E) HONDA SH I 150 ie 4T LC 2005->2008 HONDA SH I 150 ie 4T LC euro 3 2009->2012 (KF08E) HONDA S-Wing 125 ie 4T LC euro 3 HONDA S-Wing 150 ie 4T LC euro 3 (KF06E) KEEWAY LOGIK 125 4T LC euro 3 (QJ153MI-2) KEEWAY OUTLOOK 125 4T LC (QJ153MI-2) KEEWAY OUTLOOK 150 4T LC (QJ158MJ) MALAGUTI BLOG 125 ie 4T LC euro 3 (03) MALAGUTI BLOG 160 ie 4T LC euro 3 (04) MALAGUTI CENTRO 125 ie 4T LC euro 3 MALAGUTI CENTRO 160 ie 4T LC euro 3 (02) SUZUKI SIXTEEN 125 4T LC euro 3 (F499) SUZUKI SIXTEEN 150 4T LC euro 3 (G421) WT MOTORS ATENE 152 4T LC (1P58MJA)
22,5	10	920	30°	X K belt	6116422	HONDA CN 250 4T LC HONDA HELIX 250 4T LC PIAGGIO HEXAGON 250 4T LC BENELLI CAFFÈNERO 150 4T LC euro 3 (QJ158MJ) CF MOTO URBAN R 150 4T LC (1P 58 MJ) GARELLI XO' 125 ie 4T euro 3 (1P52 QMI-2) GARELLI XO' 150 ie 4T euro 3 (1P58 QMJ) HONDA @ 125 4T LC HONDA @ 150 4T LC HONDA DYLAN 125 4T LC HONDA DYLAN 150 4T LC HONDA PANTHEON 125 2T LC HONDA PANTHEON 125 ie 4T LC HONDA PANTHEON 150 2T LC HONDA PANTHEON 150 ie 4T LC HONDA PS 125 ie 4T LC euro 3 HONDA PS 150 ie 4T LC euro 3 HONDA SH 125 4T LC 2001->2004 HONDA SH 150 4T LC 2001->2004

CORREAS

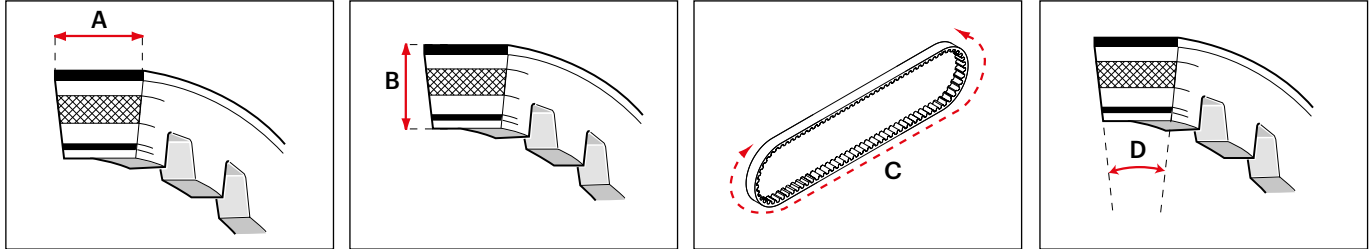
CORREAS - Características técnicas en orden de anchura



Anchura mm (A)	Espesor mm (B)	Medida externa mm (C)	Ángulo (D)	Modelo	Código	Aplicaciones
22,5	10,5	814	30°	X K belt	6116117	HONDA SH I 125 ie 4T LC 2005->2008 HONDA SH I 125 ie 4T LC euro 3 2009->2012 (JF14E) HONDA SH I 150 ie 4T LC 2005->2008 HONDA SH I 150 ie 4T LC euro 3 2009->2012 (KF08E) HONDA S-Wing 125 ie 4T LC euro 3 HONDA S-Wing 150 ie 4T LC euro 3 (KF06E) KEEWAY LOGIK 125 4T LC euro 3 (QJ153MI-2) KEEWAY OUTLOOK 125 4T LC (QJ153MI-2) KEEWAY OUTLOOK 150 4T LC (QJ158MJ) MALAGUTI BLOG 125 ie 4T LC euro 3 (03) MALAGUTI BLOG 160 ie 4T LC euro 3 (04) MALAGUTI CENTRO 125 ie 4T LC euro 3 MALAGUTI CENTRO 160 ie 4T LC euro 3 (02) SUZUKI SIXTEEN 125 4T LC euro 3 (F499) SUZUKI SIXTEEN 150 4T LC euro 3 (G421) WT MOTORS ATENE 152 4T LC (1P58MJA) APRILIA ATLANTIC - Arrecife 125 4T LC APRILIA MOJITO RY 125 4T (LEADER) APRILIA SPORTCITY ONE 125 4T (LEADER M38AM) APRILIA SR MAX 125 ie 4T LC euro 3 2011->2014 (M357M) APRILIA SR MOTARD 125 4T euro 3 BENELLI ADIVA 125 4T (LEADER) BENELLI ADIVA 150 4T (LEADER) DERBI BOULEVARD 125 4T (LEADER) DERBI BOULEVARD 150 4T (LEADER) DERBI GP1 125 4T LC euro 2-3 DERBI VARIANT Sport 125 4T GILERA DNA 125 4T LC GILERA NEXUS 125 4T LC euro 3 2007->2008 (M355M) GILERA NEXUS 125 ie 4T LC euro 3 2008->2010 (M357M) GILERA RUNNER ST 125 4T LC euro 3 GILERA RUNNER VX 125 4T LC <-2005 GILERA RUNNER VX 125 4T LC 2006-> ITALJET JET SET 125 4T (LEADER) ITALJET JET SET 150 4T (LEADER) ITALJET TORPEDO 125 4T (LEADER) ITALJET TORPEDO 150 4T (LEADER) MALAGUTI MADISON 3 125 4T LC (PIAGGIO) PIAGGIO FLY 125 4T euro 2-3 2006->2007 (LEADER M422M) PIAGGIO FLY 150 4T euro 2-3 2006->2007 (LEADER M422M)

CORREAS

CORREAS - Características técnicas en orden de anchura

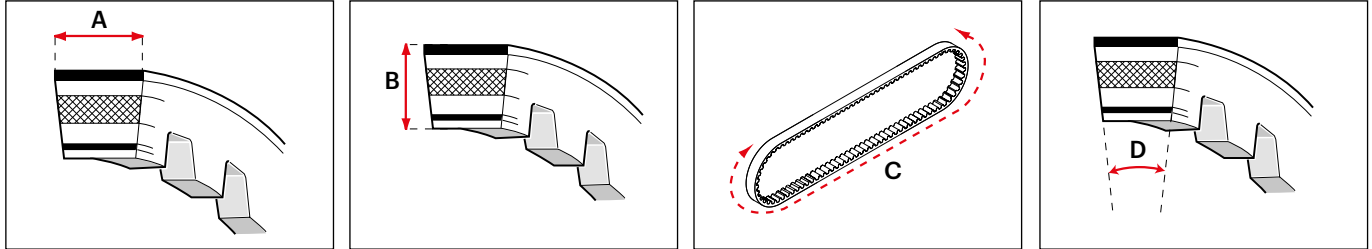


Anchura mm (A)	Espesor mm (B)	Medida externa mm (C)	Ángulo (D)	Modelo	Código	Aplicaciones
----------------	----------------	-----------------------	------------	--------	--------	--------------

PIAGGIO HEXAGON SUPER GTX 125 4T LC
PIAGGIO LIBERTY 125 4T euro 1-2 (LEADER)
PIAGGIO LIBERTY 125 4T euro 3 (LEADER M389M)
PIAGGIO LIBERTY 150 4T euro 1-2 (LEADER)
PIAGGIO LIBERTY 150 4T euro 3 2009->2013 (LEADER M672M)
PIAGGIO LIBERTY 3V 150 ie 4T euro 3 (M738M)
PIAGGIO LIBERTY iGet 150 ie 4T euro 5 2021->2024 (MD42M)
PIAGGIO LIBERTY iGet 150 ie 4T euro 5+ 2025-> (MD44M)
PIAGGIO LIBERTY LE 125 4T euro 1-2 (LEADER)
PIAGGIO LIBERTY LE 150 4T euro 1-2 (LEADER)
PIAGGIO LIBERTY S 125 4T euro 3 (LEADER M381M)
PIAGGIO LIBERTY S iGet 150 ie 4T euro 5 2021->2024 (MD42M)
PIAGGIO LIBERTY S iGet 150 ie 4T euro 5+ 2025-> (MD44M)
PIAGGIO MP3 125 4T LC euro 3 (LEADER)
PIAGGIO NEW FLY 3V 125 ie 4T euro 3 2012->2015 (M793M)
PIAGGIO SKIPPER ST 125 4T (LEADER)
PIAGGIO SKIPPER ST 150 4T (LEADER)
PIAGGIO TYPHOON 125 4T euro 3 (LEADER M701M)
PIAGGIO X7 125 4T LC euro 3 (LEADER)
PIAGGIO X7 EVO 125 ie 4T LC euro 3 2009->2010 (QUASAR M623M)
PIAGGIO X8 125 4T LC euro 2-3 (LEADER)
PIAGGIO X9 4V 125 4T LC
PIAGGIO X9 4V Evolution 125 4T LC euro 2-3
PIAGGIO XEvo 125 4T LC euro 3 (LEADER)
PIAGGIO ZIP 125 4T (LEADER)
RENAULT FULLTIME 125 4T (LEADER)
VESPA 946 3V ABS 125 ie 4T 2013-> (M801M)
VESPA ET4 125 4T (LEADER)
VESPA ET4 150 4T (LEADER)
VESPA Granturismo L - GT 125 4T LC (LEADER)
VESPA GTS 125 4T LC euro 3 <-2013 (M315M)
VESPA GTS Super 125 ie 4T LC euro 3 <-2013 (M455M)

CORREAS

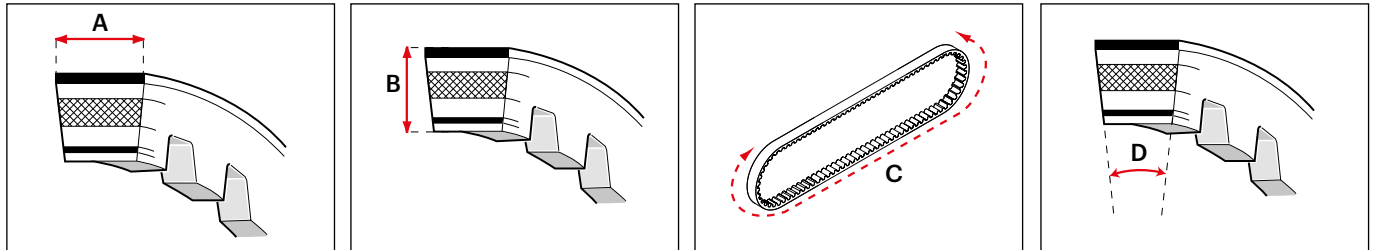
CORREAS - Características técnicas en orden de anchura



Anchura mm (A)	Espesor mm (B)	Medida externa mm (C)	Ángulo (D)	Modelo	Código	Aplicaciones
22,5	10,5	937	30°	X K belt	6116118	VESPA GTS Super 125 ie 4T LC euro 3 2014->2016 (M455M) VESPA GTV 125 4T LC (LEADER) VESPA LX 125 4T euro 2 2006->2007 (LEADER M441M) VESPA LX 125 ie 4T euro 3 2007->2011 (LEADER M443M) VESPA LX 150 4T (LEADER) VESPA LX 150 ie 4T euro 3 (LEADER) VESPA LX 3V 125 ie 4T euro 3 2012-> (M687M) VESPA LX 3V 150 ie 4T euro 3 2012-> (M688M) VESPA LXV 125 ie 4T euro 3 (LEADER) VESPA Primavera 3V 150 ie 4T euro 3 2014->2015 (M812M) VESPA Primavera iGet 150 ie 4T euro 4 2016->2020 (MA12M) VESPA S 125 4T euro 3 2001->2007 (LEADER M444M) VESPA S 150 4T euro 3 2007->2011 (LEADER M445M) VESPA S 3V 125 ie 4T euro 3 2012-> VESPA Sprint 3V 150 ie 4T euro 3 2014-> VESPA Sprint iGet 150 ie 4T euro 4 2016->2020
22,5	11	1008	30°	X K belt	6112714	APRILIA SCARABEO 125 4T LC (PIAGGIO) APRILIA SPORTCITY 125 4T LC euro 2 (PIAGGIO M281M) DERBI RAMBLA 125 4T LC euro 3 (PIAGGIO M287M) PIAGGIO BEVERLY 125 4T LC <-2009 PIAGGIO BEVERLY 125 ie 4T LC euro 3 2010->2015 (QUASAR M691M) PIAGGIO CARNABY 125 4T LC euro 3 (LEADER M28FM) PIAGGIO MP3 YOURBAN 4V 125 ie 4T LC euro 3 2011->2013 (M711M) PIAGGIO X10 125 ie 4T LC euro 3 2010->2015 (M761M) WT MOTORS MIAMI 250 4T LC (172MM)
						MALAGUTI PassWord CK 250 4T LC MBK EVOLIS 250 ie 4T LC 2014-> MBK KILIBRE 300 4T LC (H314E) YAMAHA VERSITY XC 300 4T LC (H314E) YAMAHA X CITY 250 ie 4T LC euro 3 (G358E)

CORREAS

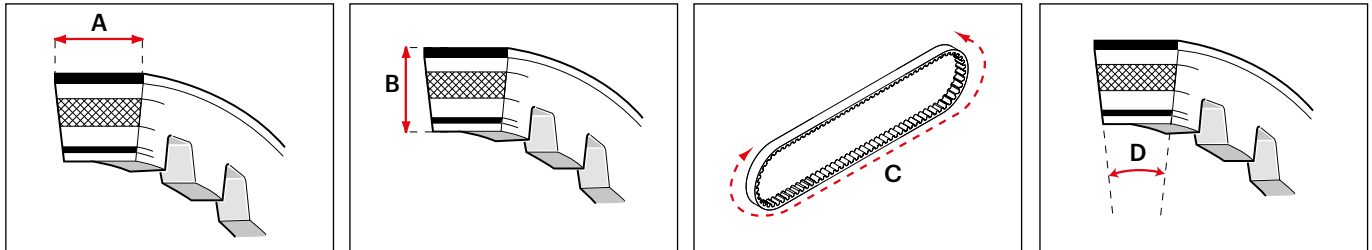
CORREAS - Características técnicas en orden de anchura



Anchura mm (A)	Espesor mm (B)	Medida externa mm (C)	Ángulo (D)	Modelo	Código	Aplicaciones
22,6	10,6	845	30°	X SPECIAL belt	6118634	YAMAHA X CITY 250 ie 4T LC euro 3 2014->(G3B7E) YAMAHA X MAX 250 4T LC YAMAHA X MAX 250 ie 4T LC euro 3 2008->2009 (G362E) YAMAHA X MAX 250 ie 4T LC euro 3 2010->2013 (G389E) YAMAHA X MAX 250 ie 4T LC euro 3 2014->2017 (G3B3E)
22,6	13	834	28°	X K belt	6113027	HONDA ADV 150 ie 4T LC 2020->2022 (KF39E) HONDA PCX 125 ie 4T LC euro 4 2018->2020 (JF64E) HONDA PCX 150 ie 4T LC euro 4 2018-> HONDA SH mode 125 ie 4T LC euro 4 2017->2020 KYMCO DINK X 125 ie 4T LC euro 5+ 2025->(KA25W) VOGE SFIDA SR1 125 ie 4T LC euro 5 2023->2024 (LC1P52MI) VOGE SFIDA SR1 125 ie 4T LC euro 5+ 2025->(LC1P52MI) VOGE SFIDA SR1 ADV 125 ie 4T LC euro 5 <-2024 (LC1P52MI) VOGE SFIDA SR1 ADV 125 ie 4T LC euro 5+ 2025-> (LC1P52MI) VOGE SFIDA SR16 125 ie 4T LC euro 5+ 2025->(LC1P52MI)
						APRILIA ATLANTIC - Arrecife 250 4T LC (PIAGGIO M237M) APRILIA SR MAX 300 ie 4T LC euro 3 DERBI GP1 250 4T LC euro 2-3 GILERA NEXUS 250 ie 4T LC euro 3 GILERA NEXUS 300 ie 4T LC euro 3 MALAGUTI MADISON 3 250 4T LC (PIAGGIO) MALAGUTI MADISON RS 250 4T LC (PIAGGIO M237M) MALAGUTI PHANTOM MAX 250 4T LC (PIAGGIO M361M) PEUGEOT SATELIS 250 4T LC euro 3 PIAGGIO MP3 250 ie 4T LC euro 3 (QUASAR M472M) PIAGGIO MP3 300 ie 4T LC euro 3 2009->2014 (QUASAR M634M) PIAGGIO MP3 300 ie 4T LC euro 3 2014->2016 (M862M)

CORREAS

CORREAS - Características técnicas en orden de anchura

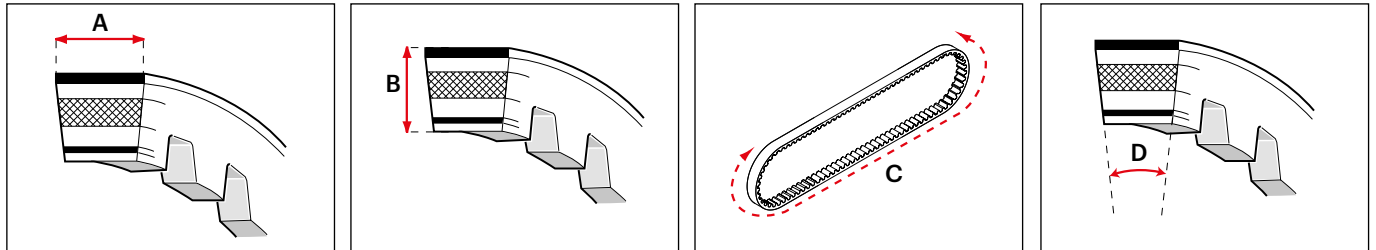


Anchura mm (A)	Espesor mm (B)	Medida externa mm (C)	Ángulo (D)	Modelo	Código	Aplicaciones
----------------	----------------	-----------------------	------------	--------	--------	--------------

22,6	13	955	28°	X K belt	6116069	<p>PIAGGIO MP3 300 ie 4T LC euro 4 2016->2018 (TA11M) PIAGGIO MP3 YOURBAN 4V 300 ie 4T LC euro 3 2011->2016 PIAGGIO MP3 YOURBAN SPORT 4V 300 ie 4T LC euro 4 2017->2018 PIAGGIO X7 250 ie 4T LC euro 3 (QUASAR M622M) PIAGGIO X7 EVO 300 ie 4T LC euro 3 (QUASAR) PIAGGIO X8 250 4T LC euro 2 PIAGGIO X8 250 ie 4T LC euro 3 (QUASAR) PIAGGIO X9 Evolution 250 4T LC (M237M) PIAGGIO XEvo 250 ie 4T LC euro 3 (QUASAR) ROYAL ALLOY GP 300 LC euro 4 VESPA GTS 250 ie 4T LC VESPA GTS 300 ie 4T LC euro 4 2017->2018 (MA33M) VESPA GTS Super 300 ie 4T LC euro 3 <-2013 (QUASAR M454M) VESPA GTS Super 300 ie 4T LC euro 3 2014->2016 (QUASAR M454M) VESPA GTS Super 300 ie 4T LC euro 4 2017->2018 (QUASAR M458M-M45EM) VESPA GTV 250 ie 4T LC VESPA GTV 300 ie 4T LC euro 3 (QUASAR) VESPA SEI GIORNI 300 ie 4T LC euro 4 2018-></p> <p>APRILIA SCARABEO 250 4T LC (PIAGGIO M285M) APRILIA SCARABEO Light 250 ie 4T LC 2007-> APRILIA SCARABEO Special 300 ie 4T LC euro 3 (PIAGGIO M28RM) APRILIA SPORTCITY 250 ie 4T LC euro 3 (PIAGGIO M288M) APRILIA SPORTCITY CUBE 300 ie 4T LC euro 3 (LEADER M28LM) DERBI RAMBLA 250 ie 4T LC euro 3 DERBI RAMBLA i 300 ie 4T LC euro 3 (PIAGGIO) PEUGEOT GEOPOLIS 250 ie 4T LC euro 3 PEUGEOT GEOPOLIS R/GT 300 ie 4T LC euro 3 PEUGEOT GeoRS 300 ie 4T LC euro 3 (PIAGGIO M28MM)</p>
------	----	-----	-----	----------	----------------	---

CORREAS

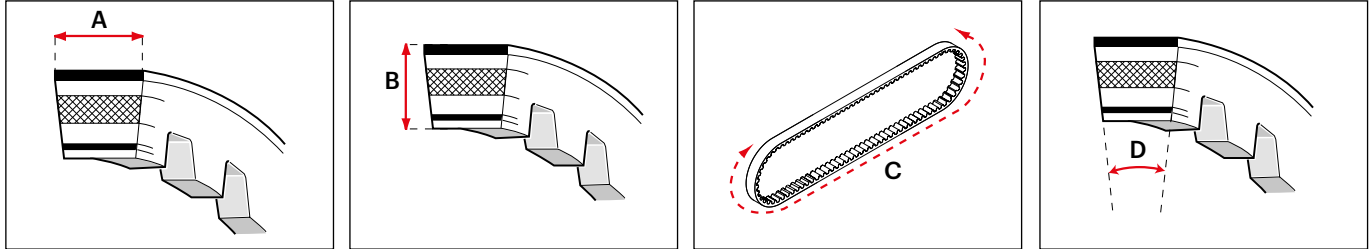
CORREAS - Características técnicas en orden de anchura



Anchura mm (A)	Espesor mm (B)	Medida externa mm (C)	Ángulo (D)	Modelo	Código	Aplicaciones
22,7	10,5	931	28°	X SPECIAL belt	6115676	PIAGGIO BEVERLY 250 4T LC euro 1-2 (M285M) PIAGGIO BEVERLY 250 ie 4T LC euro 3 PIAGGIO BEVERLY 300 ie 4T LC euro 3 <-2009 (M28MM) PIAGGIO BEVERLY 300 ie 4T LC euro 3 2010->2016 (M692M) PIAGGIO BEVERLY 300 ie 4T LC euro 4 2017->2020 (MA21M) PIAGGIO BEVERLY S 250 ie 4T LC euro 3 PIAGGIO BEVERLY TOURER 300 ie 4T LC euro 3
23	11,4	871	28°	X K belt	6116094	HONDA FORZA 125 ie 4T LC euro 3 <-2016 (JF60E) HONDA FORZA 125 ie 4T LC euro 4 2017->2020 (JF69E) HONDA SH I 125 ie 4T LC euro 3 2013->2016 (JF41E) HONDA SH i 125 ie 4T LC euro 4 2017->2019 (JFG8E) HONDA SH i 150 ie 4T LC euro 3 2013->2016 (KF13E) HONDA SH i 150 ie 4T LC euro 4 2017->2019
23	14,8	947	28°	X K belt	6112713	APRILIA LEONARDO 250 4T LC APRILIA LEONARDO 300 4T LC BENELLI VELVET 250 4T LC ITALJET JUPITER 250 4T LC MALAGUTI MADISON 250 4T LC (YAMAHA) MBK SKYLINER 250 4T LC YAMAHA MAJESTY 250 4T LC
23,2	10,5	949,5	30°	X K belt	6116421	SUZUKI BURGMAN AN - Business 400 4T LC <-2007 SUZUKI BURGMAN AN 400 ie 4T LC <-2007 (K429)
23,2	11,6	864,3	28°	X K belt	6119482	HONDA FORESIGHT 250 4T LC HONDA FORZA 250 4T LC 2001-> HONDA JAZZ 250 4T LC 2001-> HONDA REFLEX 250 4T LC 2001-> PEUGEOT SV 250 4T LC PIAGGIO X9 250 4T LC (HONDA)
23,2	11,6	864,3	28°	X K belt	6119482	HONDA PCX 125 ie 4T LC euro 5 2021->2024 (JK05E) HONDA PCX 125 ie 4T LC euro 5+ 2025-> (JK05E)

CORREAS

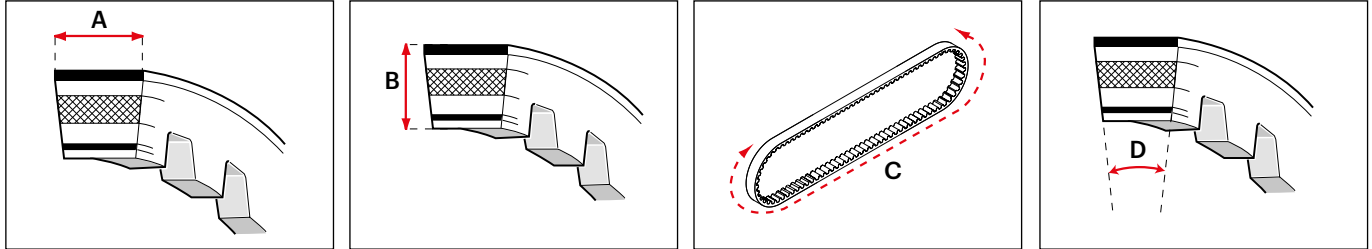
CORREAS - Características técnicas en orden de anchura



Anchura mm (A)	Espesor mm (B)	Medida externa mm (C)	Ángulo (D)	Modelo	Código	Aplicaciones
23,4	11,7	822,5	28°	X K belt	6117478	<p>APRILIA SR GT 125 ie 4T LC euro 5 2022->2024 (MD51M)</p> <p>APRILIA SR GT 125 ie 4T LC euro 5+ 2025-></p> <p>APRILIA SR GT 200 ie 4T LC euro 5 2023->2024 (MD52M)</p> <p>APRILIA SR GT 200 ie 4T LC euro 5+ 2025-></p> <p>APRILIA SR GT Sport 125 ie 4T LC euro 5 2022->2024 (MD51M)</p> <p>APRILIA SR GT Sport 125 ie 4T LC euro 5+ 2025-></p> <p>APRILIA SR GT Sport 200 ie 4T LC euro 5 2022->2024</p> <p>APRILIA SR GT Sport 200 ie 4T LC euro 5+ 2025-></p> <p>PIAGGIO MEDLEY 125 ie 4T LC euro 4 2016->2019 (MA01M)</p> <p>PIAGGIO MEDLEY 125 ie 4T LC euro 4 2020-> (MB01M)</p> <p>PIAGGIO MEDLEY 125 ie 4T LC euro 5 2021->2024 (MD01M)</p> <p>PIAGGIO MEDLEY 125 ie 4T LC euro 5+ 2025-> (MD03M)</p> <p>PIAGGIO MEDLEY 150 ie 4T LC euro 4 2016->2019</p> <p>PIAGGIO MEDLEY 150 ie 4T LC euro 4 2020-></p> <p>PIAGGIO MEDLEY 150 ie 4T LC euro 5 2021->2024 (MD02M)</p> <p>PIAGGIO MEDLEY 200 ie 4T LC euro 5+ 2025-></p> <p>PIAGGIO MEDLEY S 125 ie 4T LC euro 4 2020-> (MB01M)</p> <p>PIAGGIO MEDLEY S 125 ie 4T LC euro 5 2021->2024 (MD01M)</p> <p>PIAGGIO MEDLEY S 125 ie 4T LC euro 5+ 2025-> (MD03M)</p> <p>PIAGGIO MEDLEY S 150 ie 4T LC euro 4 2020-></p> <p>PIAGGIO MEDLEY S 150 ie 4T LC euro 5 2021->2024 (MD02M)</p> <p>PIAGGIO MEDLEY S 200 ie 4T LC euro 5+ 2025-></p> <p>VESPA GTS 125 ie 4T LC euro 4 2017->2020</p> <p>VESPA GTS 125 ie 4T LC euro 5 2021->2022</p> <p>VESPA GTS 125 ie 4T LC euro 5 2023->2024</p> <p>VESPA GTS 150 ie 4T LC euro 4 2017->2020</p> <p>VESPA GTS Super 125 ie 4T LC euro 4 2017->2020</p>

CORREAS

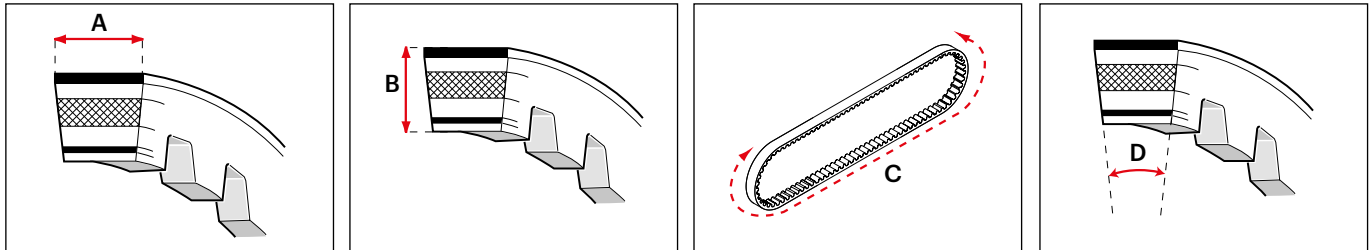
CORREAS - Características técnicas en orden de anchura



Anchura mm (A)	Espesor mm (B)	Medida externa mm (C)	Ángulo (D)	Modelo	Código	Aplicaciones
23,7	14,7	1004	30°	X K belt	6115277	<p>VESPA GTS Super 125 ie 4T LC euro 5 2021->2022</p> <p>VESPA GTS Super 125 ie 4T LC euro 5 2023->2024</p> <p>VESPA GTS Super 150 ie 4T LC euro 4 2017->2020</p> <p>VESPA GTS Super Sport 125 ie 4T LC euro 5 2023->2024</p> <p>VESPA GTS Super Tech 125 ie 4T LC euro 5 2023->2024</p> <p>KAWASAKI J 300 ie 4T LC euro 3 (WS60)</p> <p>KAWASAKI J 300 ie 4T LC euro 4 2018->(WS60B)</p> <p>KYMCO AGILITY S 350 ie 4T LC euro 5 2024->(KS64B)</p> <p>KYMCO DINK Street 300 ie 4T LC euro 3 (SK60)</p> <p>KYMCO DINK Street 300 ie 4T LC euro 3 2012-> (SK60A)</p> <p>KYMCO DOWNTOWN 300 ie 4T LC euro 3 (SK60)</p> <p>KYMCO DOWNTOWN 300 ie 4T LC euro 3 2012-> (SK60A)</p> <p>KYMCO DOWNTOWN GT 350 ie 4T LC euro 5+ 2024-></p> <p>KYMCO DOWNTOWN i ABS 350 ie 4T LC euro 3 (SK64)</p> <p>KYMCO DOWNTOWN i ABS 350 ie 4T LC euro 4 2016->2020 (SK64G)</p> <p>KYMCO DOWNTOWN i ABS 350 ie 4T LC euro 5 2021-> (SK64H)</p> <p>KYMCO DT X360 350 ie 4T LC euro 5 2021->2024 (SK64D)</p> <p>KYMCO DT X360 350 ie 4T LC euro 5+ 2025-> (SK64K)</p> <p>KYMCO K-XCT 300 ie 4T LC euro 3 (SK60B)</p> <p>KYMCO NIKITA 300 ie 4T LC euro 3</p> <p>KYMCO PEOPLE GTi 300 ie 4T LC euro 3 <-2018 (BF60)</p> <p>KYMCO PEOPLE GTi 300 ie 4T LC euro 4 2019-> (BF60B)</p> <p>KYMCO PEOPLE S 300 ie 4T LC euro 4 2019-> (BF60C)</p> <p>KYMCO SUPER DINK 300 ie 4T LC euro 3 (SK60)</p>

CORREAS

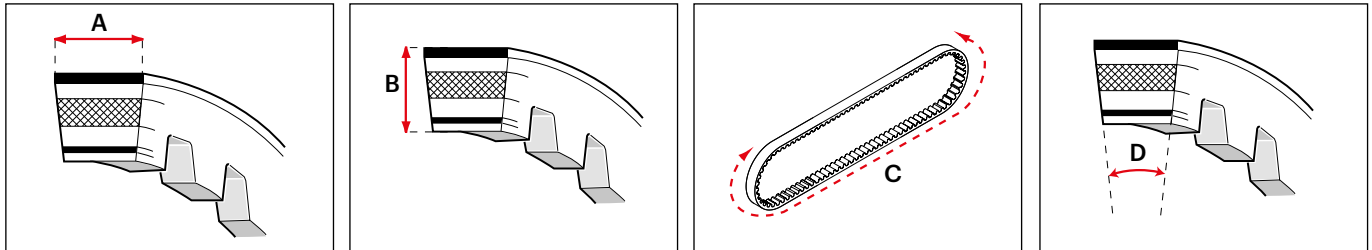
CORREAS - Características técnicas en orden de anchura



Anchura mm (A)	Espesor mm (B)	Medida externa mm (C)	Ángulo (D)	Modelo	Código	Aplicaciones
24	10,2	987	30°	X K belt	6115276	KYMCO SUPER DINK 300 ie 4T LC euro 3 2012-> (SK60A) KYMCO SUPER DINK 350 ie 4T LC euro 4 2017-> (SK64G) SYM HD 300 ie 4T LC euro 5 2022-> (MC953215) SYM JOYRIDE 16 300 ie 4T LC euro 5 2022->2024 (XS1P75MN-2) SYM JOYRIDE 16 300 ie 4T LC euro 5+ 2025->
24	10,5	912	30°	X K belt	6116568	KYMCO DINK Street 200 ie 4T LC euro 3 (SK40) KYMCO DOWNTOWN 200 ie 4T LC euro 3 (SK40) KYMCO NIKITA 200 ie 4T LC euro 3 KYMCO PEOPLE GTi 200 ie 4T LC euro 3 (BF40) KYMCO SUPER DINK 200 ie 4T LC euro 3 (SK40)
24	10,6	952	30°	X SPECIAL belt	6118987	HONDA SH i 125 ie 4T LC euro 5 2020->2023 (JF90E) HONDA SH i 125 ie 4T LC euro 5+ 2024-> (JF90E) HONDA SH i 150 ie 4T LC euro 5 2020->2023 HONDA SH I 150 ie 4T LC euro 5+ 2024-> (KF40E)
24	11,4	995	32°	X K belt	6113028	KYMCO AGILITY 300 ie 4T LC euro 4 2020-> (KS60A) KYMCO GRAND DINK 300 ie 4T LC euro 4 2017-> (KS60A) KYMCO PEOPLE - PEOPLE S 250 4T LC euro 2 KYMCO PEOPLE - PEOPLE S 250 ie 4T LC euro 3 KYMCO PEOPLE S 300 ie 4T LC euro 3 <-2018 (BB60) KYMCO XCITING - XCITING R 300 ie 4T LC euro 3 KYMCO XCITING 250 4T LC euro 2 KYMCO X-Town 300 ie 4T LC euro 4 2016->2020 (KS60A)

CORREAS

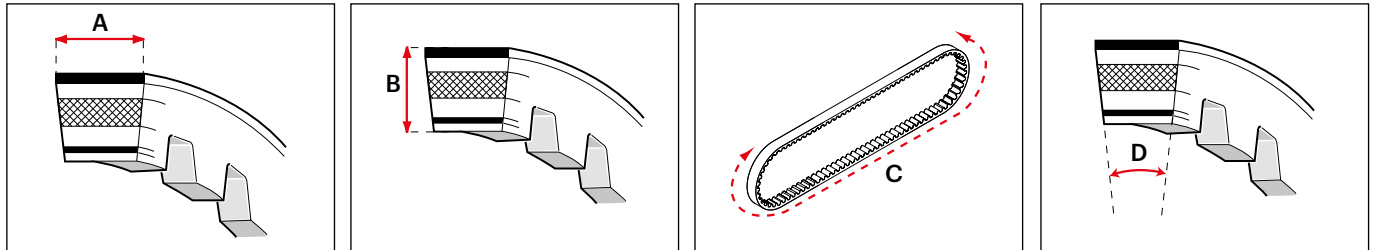
CORREAS - Características técnicas en orden de anchura



Anchura mm (A)	Espesor mm (B)	Medida externa mm (C)	Ángulo (D)	Modelo	Código	Aplicaciones
						KYMCO X-Town 300 ie 4T LC euro 5 2021->2024 (KS60F) KYMCO X-Town 300 ie 4T LC euro 5+ 2025->(KS60F) KYMCO X-Town CT 300 ie 4T LC euro 5 2021->(KS60J)
24	15	1041	30°	X K belt	6113021	BENELLI VELVET DUSK 400 4T LC MALAGUTI MADISON K 400 4T LC
24,4	10,6	924	30°	X K belt	6117205	SYM JOYMAX I 250 ie 4T LC euro 3 (HMA-1)
24,5	10,5	888	31°	X K belt	6120274	YAMAHA X MAX 125 ie 4T LC euro 5 2021->2022 (E33FE)
24,9	14,6	974	28°	X K belt	6117832	YAMAHA TRICITY 300 ie 4T LC euro 4 2020 YAMAHA TRICITY 300 ie 4T LC euro 5 2021-> YAMAHA X MAX 250 ie 4T LC 2021-> APAC YAMAHA X MAX 300 ie 4T LC euro 4 2017->2020 (H336E) YAMAHA X MAX 300 ie 4T LC euro 5 2021->2022 YAMAHA X MAX 300 ie 4T LC euro 5 2023->2024 (H348E) YAMAHA X MAX 300 ie 4T LC euro 5+ 2025->(H353E) YAMAHA X MAX Tech MAX 300 ie 4T LC euro 5 2021->2022 YAMAHA X MAX Tech MAX 300 ie 4T LC euro 5 2023->2024 (H348E) YAMAHA X MAX Tech MAX 300 ie 4T LC euro 5+ 2025-> (H353E) YAMAHA X MAX Tech MAX+ 300 ie 4T LC euro 5+ 2025-> (H353E)
25	13,6	1093	28°	X K belt	6115279	PIAGGIO BEVERLY HPE 400 ie 4T LC euro 5 2021->2024 (MD22M) PIAGGIO BEVERLY HPE 400 ie 4T LC euro 5+ 2025-> (MD24M) PIAGGIO BEVERLY S HPE 400 ie 4T LC euro 5+ 2025-> (MD24M) PIAGGIO BEVERLY Sport Touring 350 ie 4T LC euro 3 <-2016 (M693M) PIAGGIO BEVERLY Sport Touring 350 ie 4T LC euro 4 2017-> PIAGGIO MP3 350 ie 4T LC euro 4 2018->(TA14M) PIAGGIO MP3 Sport 400 ie 4T LC euro 5 2021->2024

CORREAS

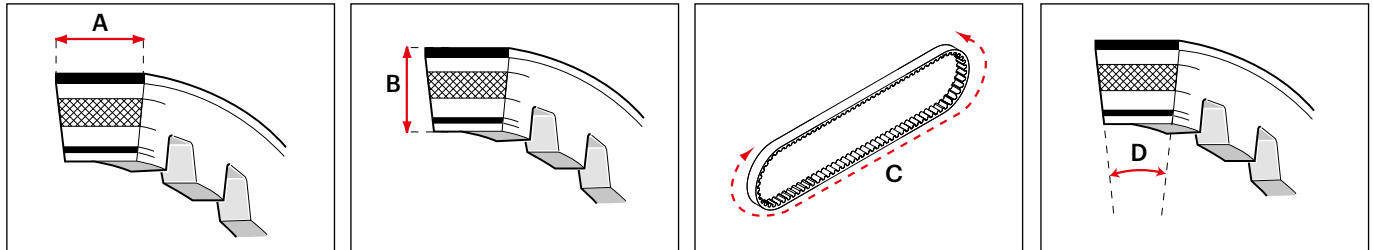
CORREAS - Características técnicas en orden de anchura



Anchura mm (A)	Espesor mm (B)	Medida externa mm (C)	Ángulo (D)	Modelo	Código	Aplicaciones
25,5	10,5	902	31°	X SPECIAL belt	6117244	PIAGGIO MP3 Sport 400 ie 4T LC euro 5+ 2025-> PIAGGIO X10 350 ie 4T LC euro 3 (M762M) MBK OCITO 125 ie 4T euro 3 YAMAHA AEROX 155 ie 4T LC 2017-> YAMAHA BW'S 125 ie 4T LC euro 4 2019-> YAMAHA CYGNUS GRYPHUS 125 ie 4T LC euro 4 2019-> YAMAHA N MAX 125 ie 4T LC euro 3 <-2016 (E3S3E) YAMAHA N MAX 125 ie 4T LC euro 4 2017->2020 (E3X7E) YAMAHA N MAX 155 ie 4T LC euro 3 <-2016 YAMAHA N MAX 155 ie 4T LC euro 4 2017-> YAMAHA NVX 155 ie 4T LC euro 4 2017-> YAMAHA TRICITY 125 ie 4T LC euro 4 2017-> (E3V8E) YAMAHA TRICITY 155 ie 4T LC euro 4 2017-> (G3H3E)
25,7	13,6	1007	28°	X K belt	6119157	BMW C 400 GT ie 4T LC euro 4 2019->2020 BMW C 400 GT ie 4T LC euro 5 2021->2024 BMW C 400 GT ie 4T LC euro 5+ 2025-> BMW C 400 X ie 4T LC euro 4 2019->2020 BMW C 400 X ie 4T LC euro 5 2021->2024 BMW C 400 X ie 4T LC euro 5+ 2025-> VOGE SFIDA SR4 400 ie 4T LC euro 5 2023-> (LX1P8OMP) VOGE SFIDA SR4 MAX 400 ie 4T LC euro 5 2023-> (LX1P8OMP)
26,2	10,5	969	31°	X K belt	6115278	YAMAHA MAJESTY S 125 ie 4T LC YAMAHA SMax 125 ie 4T LC YAMAHA SMax 160 ie 4T LC YAMAHA Xenter 125 ie 4T LC euro 3 <-2018 YAMAHA Xenter 125 ie 4T LC euro 4 2018-> YAMAHA Xenter 150 ie 4T LC euro 3 <-2018 (G397E) YAMAHA Xenter 150 ie 4T LC euro 4 2018->
26,25	14,5	1012	28°	X K belt	6113396	SUZUKI BURGMAN AN 400 ie 4T LC 2007->2009 SUZUKI BURGMAN AN 400 ie 4T LC euro 3 2010->2016 SUZUKI BURGMAN AN 400 ie 4T LC euro 4 2017->2020 (K432) SUZUKI BURGMAN AN 400 ie 4T LC euro 5 2021-> (K432)

CORREAS

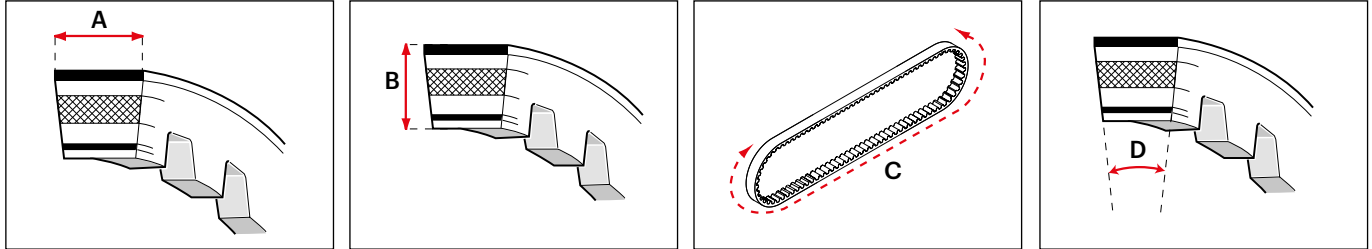
CORREAS - Características técnicas en orden de anchura



Anchura mm (A)	Espesor mm (B)	Medida externa mm (C)	Ángulo (D)	Modelo	Código	Aplicaciones
26,4	13	1026	32°	X K belt	6113590	ZONTES 368D ie 4T LC euro 5+ 2025-> (ZT1P79MP) ZONTES 368E ie 4T LC euro 5+ 2025-> (ZT1P79MP) ZONTES 368G ie 4T LC euro 5+ 2025-> (ZT1P79MP) HONDA FORZA 300 ie 4T LC euro 3 <-2017 (NF04E) HONDA FORZA 300 ie 4T LC euro 4 2018->2020 (NF07E) HONDA SH I 300 ie 4T LC euro 2 <-2010 (NF02E) HONDA SH I 300 ie 4T LC euro 3 2011->2014 (NF02E) HONDA SH I 300 ie 4T LC euro 4 2015->2017 (NF05E) HONDA SH I 300 ie 4T LC euro 4 2018->
26,5	14,4	1244	30°	X K belt	6113500	HONDA SILVER WING 400 4T LC HONDA SW-T 400 4T LC euro 3 (NF01E)
26,5	14,4	1262	30°	X K belt	6115803	HONDA SILVER WING 600 4T LC
27,8	14,7	1036	28°	X K belt	6116100	KYMCO XCITING 500 4T LC euro 2-3 KYMCO XCITING R 500 ie 4T LC euro 3 (SB AO)
28,1	13,3	1062	33°	X K belt	6118984	HONDA ADV 350 ie 4T LC euro 5 2021->2024 (NF13E) HONDA ADV 350 ie 4T LC euro 5+ 2025-> (NF13E) HONDA FORZA 350 ie 4T LC euro 5 2021->2024 (NF09E) HONDA FORZA 350 ie 4T LC euro 5+ 2025-> (NF09E) HONDA SH I 350 ie 4T LC euro 5 2021->2022 (NF11E) HONDA SH I 350 ie 4T LC euro 5 2023->2024 (NF11E) HONDA SH I 350 ie 4T LC euro 5+ 2025->
28,4	15,6	1030	28°	X K belt	6119797	PIAGGIO MP3 ABS HPE 530 ie 4T LC euro 5 2022->2024 (TD31M) PIAGGIO MP3 Exclusive 530 ie 4T LC euro 5 2022->2024 (TD31M) PIAGGIO MP3 Exclusive 530 ie 4T LC euro 5+ 2025-> (TD31M)
28,7	16	1044	28°	X K belt	6115125	APRILIA ATLANTIC SPRINT - Arrecife 400 4T LC (PIAGGIO M348M)

CORREAS

CORREAS - Características técnicas en orden de anchura

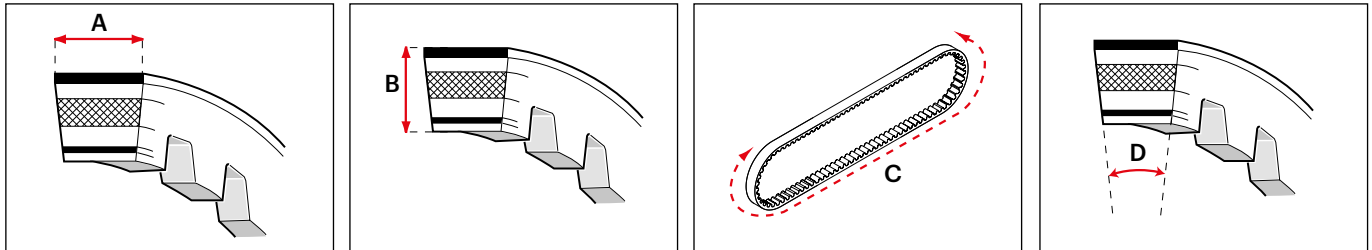


Anchura mm (A)	Espesor mm (B)	Medida externa mm (C)	Ángulo (D)	Modelo	Código	Aplicaciones
----------------	----------------	-----------------------	------------	--------	--------	--------------

30	14,7	1018	26°	X K belt	6116079	<p>APRILIA SCARABEO 400 ie 4T LC 2007-> APRILIA SCARABEO Light 400 ie 4T LC 2007-> APRILIA SCARABEO Light 500 ie 4T LC 2007-> (M343M) GILERA FUOCO 500 ie 4T LC euro 3 GILERA NEXUS 500 ie 4T LC euro 2-3 MALAGUTI SPIDERMAX GT 500 4T LC (PIAGGIO M341M) PEUGEOT GEOPOLIS 400 4T LC euro 3 PEUGEOT SATELIS 400 4T LC euro 3 <-2014 (PIAGGIO) PEUGEOT SATELIS 500 4T LC euro 3 PGO BUG RACER 500 4T LC (PIAGGIO) PIAGGIO BEVERLY 400 ie 4T LC euro 3 (M345M) PIAGGIO BEVERLY 500 ie 4T LC euro 2-3 PIAGGIO BEVERLY CRUISER 500 ie 4T LC euro 3 PIAGGIO BEVERLY TOURER 400 ie 4T LC euro 3 (M345M) PIAGGIO MP3 400 ie 4T LC euro 3 (MASTER M474M) PIAGGIO MP3 500 ie 4T LC euro 3 PIAGGIO MP3 500 ie 4T LC euro 4 2017-> PIAGGIO MP3 HPE Business ABS ASR 500 ie 4T LC euro 4 2020-> PIAGGIO MP3 HPE Sport ABS ASR 500 ie 4T LC euro 4 2020-> PIAGGIO MP3 HPE Sport Advanced 500 ie 4T LC euro 4 2020-> PIAGGIO X10 500 ie 4T LC euro 3 PIAGGIO X8 400 ie 4T LC euro 3 (M521M) PIAGGIO X9 Evolution - Street 500 4T LC PIAGGIO XEvo 400 ie 4T LC euro 3 (M521M)</p> <p>KYMCO XCITING 400 ie 4T LC euro 3 (SK80) KYMCO XCITING 400 ie 4T LC euro 4 (SK80B) KYMCO XCITING 400i S 400 ie 4T LC euro 4 2018->2020 (SK80C) KYMCO XCITING 400i S 400 ie 4T LC euro 5 2021-> (SK80D) KYMCO XCITING VS 400 ie 4T LC euro 5 2023->2024 (SK80E) KYMCO XCITING VS 400 ie 4T LC euro 5+ 2025-></p>
----	------	------	-----	----------	----------------	---

CORREAS

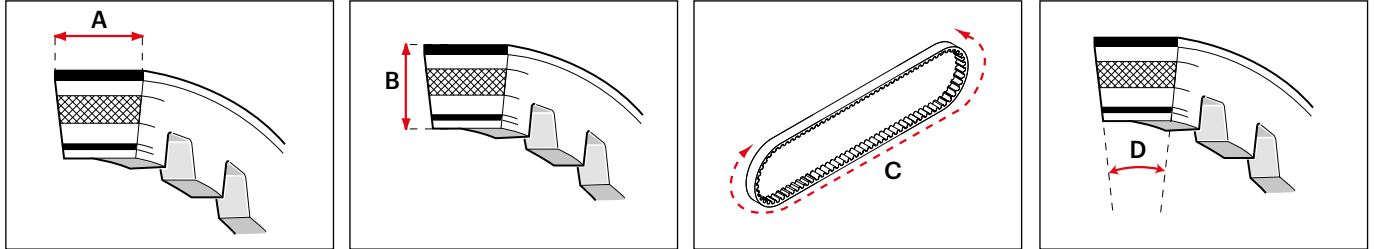
CORREAS - Características técnicas en orden de anchura



Anchura mm (A)	Espesor mm (B)	Medida externa mm (C)	Ángulo (D)	Modelo	Código	Aplicaciones
30	15	912	26°	X K belt	6112960	YAMAHA MAJESTY 400 4T LC <-2008 (H317E)
30,1	14,7	931	28°	X K belt	6115280	MBK EVOLIS 400 ie 4T LC YAMAHA MAJESTY 400 4T LC euro 3 2009-> (H322E) YAMAHA X MAX 400 ie 4T LC euro 3 <-2016 (H330E) YAMAHA X MAX 400 ie 4T LC euro 4 2017->2019 (H340E) YAMAHA X MAX Tech MAX 400 ie 4T LC euro 4 2019->2021 (H340E)
31	14,9	892	28°	X K belt	6114674	YAMAHA T MAX (carb.) 500 4T LC 2001->2003 YAMAHA T MAX 500 ie 4T LC 2004->2007 YAMAHA T MAX 500 ie 4T LC 2008->2011
31	16,9	894	28°	X K belt	6115687	BMW C 600 Sport ie 4T LC euro 3 <-2015 BMW C 650 GT ie 4T LC euro 3 <-2015 BMW C 650 GT ie 4T LC euro 4 2016-> BMW C 650 Sport ie 4T LC euro 4 2016-> (652EA)
31,2	16	908	28°	X K belt	6116011	YAMAHA T MAX 530 ie 4T LC 2012->2014 (J409E) YAMAHA T MAX 530 ie 4T LC 2015->2016 (J409E)
31,5	16,9	945	28°	X K belt	6115126	APRILIA SRV 850 ie 4T LC euro 3 (PIAGGIO M554M) GILERA GP 800 4T LC (PIAGGIO M554M)
32,2	14,9	908	28°	X K belt	6118071	KYMCO AK 550 ie 4T LC euro 4 2017->2020 (SAA1) KYMCO AK 550 ie 4T LC euro 5 2021-> (SBA1) KYMCO AK Premium 550 ie 4T LC euro 5 2023-> (SBA1B) YAMAHA T MAX 530 ie 4T LC euro 4 2017-> (J415E) YAMAHA T MAX 560 ie 4T LC euro 5 2020->2021 (J420E) YAMAHA T MAX 560 ie 4T LC euro 5 2022->2024 YAMAHA T MAX 560 ie 4T LC euro 5+ 2025-> (J421E) YAMAHA T MAX DX 530 ie 4T LC euro 4 2017-> (J415E) YAMAHA T MAX SX 530 ie 4T LC euro 4 2017-> (J415E)

CORREAS

CORREAS - Características técnicas en orden de anchura



Anchura mm (A)	Espesor mm (B)	Medida externa mm (C)	Ángulo (D)	Modelo	Código	Aplicaciones
----------------	----------------	-----------------------	------------	--------	--------	--------------

YAMAHA T MAX Tech MAX 560 ie 4T LC euro 5 2020->2021 (J420E)
YAMAHA T MAX Tech MAX 560 ie 4T LC euro 5 2022->2024
YAMAHA T MAX Tech MAX 560 ie 4T LC euro 5+ 2025-> (J421E)