











MALOSS

Supplementary elements RC-ONE – Engine Crankcase

RC-ONE
5716668

YAMAHA-
MINARELLI
ROUE 12/13

ÉTAPE CONSEILLÉE

| | | |
|---|---|---------|
|  | CYLINDRE FLANGED MOUNT Ø 52 COURSE 44 mm | 3115883 |
|  | VILEBREQUIN RHQ SP. Ø 13 COURSE 44 mm BIELLE 90 | 5316029 |
|  | POT SCOOTER RACING BIG BORE Ø 52 | 3217320 |
|  | KIT CARBURATEURS VHST Ø 28 TEAM | 1616276 |
|  | ALLUMAGE A ROTOR INTERNE | 5514691 |
|  | ALLUMAGE A ROTOR INTERNE TEAM | 5515001 |
|  | OVER RANGE | 6114219 |
| | MULTIVAR TEAM VARIATEUR | 5112645 |
| | X K BELT COURROIE | 6115668 |
| | REAR PULLEY SYSTEM POULIE ARRIERE | 6113101 |
|  | OVER RANGE ALUMINUM | 6115781 |
| | MULTIVAR ALUMINUM VARIATEUR | 5115644 |
| | X K BELT TEAM ALUMINUM | 6115668 |
| | REAR PULLEY SYSTEM ALUMINIUM POULIE ARRIERE | 6114582 |
| | VENTILVAR DEMI-POULIE | 6115790 |
|  | TORSION CONTROLLER | 2512828 |
|  | DELTA CLUTCH EMBAYAGE RÉGLABLE | 52 7880 |
| | WING CLUTCH BELL CLOCHE D'EMBAYAGE (ANNEAU AILE) Ø 107 | 7714147 |
|  | DELTA SYSTEM MHR CLOCHE D'EMBAYAGE + EMBAYAGE RÉGLABLE Ø 107 | 5214738 |
|  | ROLLER CRANKCASE CARTER ENGRENAGES | 2514521 |
|  | ENGRENAGES HTQ PRIMAIRES CALAGE Ø 17 z 14/39 | 67 9080 |
| | ENGRENAGES HTQ PRIMAIRES CALAGE Ø 17 z 15/38 | 6713339 |
|  | ENGRENAGES HTQ SECONDAIRES CALAGE FORCE Ø 17 z 13/48 | 67 9966 |
|  | ENERGY PUMP POMPE À EAU | 5616363 |
|  | GARDE-BOUE | 4517008 |
|  | AIR FORCE Couvercle pour carter C/RC-One avec kit starter | 5717218 |